

Highfield Boats New Sport RIB Line

Price

Base Price

Specifications


Length Overall	
BEAM	
Dry Weight	
Tested Weight	
Draft	
Draft Up	
Draft Down	
Air Draft	
Deadrise/Transom	
Max Headroom	
Bridge Clearance	
Weight Capacity	
Person Capacity	
Fuel Capacity	

Water Capacity	
Length on Trailer	
Height on Trailer	
Trailer Weight	
Total Weight	
Aft Deck	
Salon Inside Width	
Salon Fore & Aft	
Salon Height	
Salon Volume	
Galley Volume	
Master SR Width	
Master SR fore & Aft	
Master SR Overhead	
Master SR Volume	
Eng. Room Volume	

Acceleration Times & Conditions

Time to Plane	
0 to 20	
Ratio	
Props	
Load	
Climate	

Image not found or type unknown



The SP520 is one of 11 new sport models from Highfield Boats.

Highfield Boats, which manufactures aluminum rigid hull inflatable boats (RIBs), is launching the Sport collection for the 2021 model year. The new models could be a choice for yacht owners in search of a tender or used as a primary boat.

11 New Models


The Sport series includes 11 new models ranging from 9'10" (3 m) to 26' (8 m). They replace and expand on the Highfield Deluxe and Classic Deluxe series. The SP300, SP330, SP360, SP390, SP420, SP460, SP520, SP560, SP650, SP700 and SP800 have a Euro look and come equipped with EVA foam faux-teak decking, LED lights, diamond-stitched upholstery and more. They are outboard powered and from the SP520 and up, larger models have swim platforms with boarding ladders. Available options include Bimini tops, sun pads, sport arches and freshwater showers. Owners can also choose among six different color options.

Image not found or type unknown

The SP390 could be attractive as a runabout or a tender.

The SP300 through the SP360 models have three lifting points and integrated fuel tanks. The SP390 through the SP460 have fuel tanks beneath the deck and have larger swim platforms. Stepping up to the SP520 and SP560, each has a full sundeck option that could be good for sunbathing or casting for fish.


Image not found or type unknown



The SP330 has space for a couple to explore the local waters when the host yacht is at anchor.

The SP650 and SP700 are based on the hull used for chase boats in major sailing regattas. Their interior layout includes tables and cup holders.


Image not found or type unknown



The console on the SP560 has space for a multifunction display.

The flagship of the Sport series is the SP800. She has a stepped bottom designed by Petter Martens and is intended for use as a primary day boat or superyacht tender with full fore and aft sundecks standard. Options include a galley with a sink and refrigerator and a private head compartment.

Image not found or type unknown



The SP520 and all the new Sport models can be finished in custom colors.