

Galeon 405 HTS (2018-)

Brief Summary

The 405 HTS is maxed out with great use of space and added luxury at every turn. Features include the Alcantara suede lining the inside of closets, the backlit vanity elegantly squeezed into a bulkhead in the master stateroom and the artful inlay of the lowerdeck salon dining table.

Price

Base Price

Prices, features, designs, and equipment are subject to change. Please see your local dealer or visit the builder's website for the latest information available on this boat model.

Test Results

RPM	MPH	Knots	GPH	MPG	NMPG	STAT. MILE	NM	dBa
600	4.9	4.2	0.6	8.8	7.7	1992	1732.2	68
1000	7.4	6.4	2.2	3.4	3	778	676.1	72
1250	8.8	7.7	3.4	2.6	2.3	593	516	72
1500	9.8	8.5	5.5	1.8	1.5	403	350	74
1750	10.7	9.3	9.8	1.1	1	248	215.6	76
2000	11.2	9.7	13.6	0.8	0.7	186	161.6	81
2250	16.8	14.6	16.3	1	0.9	232	201.9	83
2500	22.2	19.3	18.7	1.2	1	268	233.3	83
2750	27.3	23.7	22.9	1.2	1	269	233.7	82

RPM	MPH	Knots	GPH	MPG	NMPG	STAT. MILE	NM	dBa
3000	31.9	27.7	26.6	1.2	1	271	235.6	86
3250	35.7	31	30.7	1.2	1	263	228.4	85
3500	39.3	34.1	37.7	1	0.9	236	204.8	85
3620	40.8	35.5	42.3	1	0.8	218	189.7	86

[View the test results in metric units](#)

[galeon_405nts_chart_17.jpg](#)

Specifications


Length Overall	44' 2" 13.46 m
BEAM	12'10" 3.90 m
Dry Weight	21,253 lbs. 9,640 kg
Tested Weight	22,852 lbs. 10,365 kg
Draft	2' 7" 0.79 m
Draft Up	
Draft Down	
Air Draft	
Deadrise/Transom	
Max Headroom	

Bridge Clearance	
Weight Capacity	28,329 lbs. 12,850 kg
Person Capacity	
Fuel Capacity	251 gal. 950 L
Water Capacity	119 gal. 450 L
Length on Trailer	
Height on Trailer	
Trailer Weight	
Total Weight	22,852 lbs. 10,365 kg
Aft Deck	
Salon Inside Width	
Salon Fore & Aft	
Salon Height	
Salon Volume	
Galley Volume	
Master SR Width	
Master SR fore & Aft	

Master SR Overhead	
Master SR Volume	
Eng. Room Volume	

Acceleration Times & Conditions

Time to Plane	8.0 sec.
0 to 20	
Ratio	
Props	
Load	3 persons, 2/3 fuel, no water, 50 lbs. gear
Climate	80.6 deg., 73 humid.; wind: 15-20 mph; seas: light

Galeon found or type unknown


The Galeon 405 HTS has an LOA of 44'2" (13.46 m) and a beam of 12'10" (3.91 m).

Mission

One of the key missions for the Galeon 405 HTS was natural light. The sunroof at the helm, skylights in the staterooms and master head shower, the large hullside windows below deck and the huge, single-piece windshield bring the sunshine indoors while keeping guests protected from the elements.

While the 405 HTS is the smallest boat in the Galeon line that is sold in the U.S., she incorporates the same high-quality fit-and-finish, materials and execution that we find in the larger Galeon models. She is intended for cruising and entertaining — both done with panache.

Major Features

Galeon found or type unknown

The tender itself does not come standard, but the tender garage does.

- **Tender Garage Standard.** A tender as big as 9' (2.74 m) can fit into the 405 HTS garage in the transom, standard. It opens hydraulically. The floor also rises to reveal the engine room below.
- **Designs from award-winning Tony Castro and Roberto Curto.** Design is a major part of any luxury yacht, and Galeon boasts work from multiple award-winning design studios headed by Tony Castro and Roberto Curto.
- **Huge, retractable sunroof.** The electrical retractable sunroof over the main deck and helm is the perfect example of this — 7' (2.1 m) long, 5'4" (1.63 m) wide and is made of carbon fiber.
- **Raymarine electronics standard.** The Galeon offers a standard GPS, autopilot, chartplotter and radar all from Raymarine.
- **Extra-large swim platform.** At 5'10" (1.78 m), the swim platform is perfect for staging water-play at anchor and comes with teak decking standard.
- **More standard features include:**
 - A joystick
 - A 8kW diesel generator
 - Stainless steel fuel and water tanks
 - Air conditioning: 28,000 BTUs
 - Two heads


Inspection

Stern

 Galeon found or type unknown

The swim platform is large — 5'10" (1.78 m) fore and aft. Note the vents to port, which lift to reveal access to freshwater shower and the city water access.


The 405 HTS has a generous swim platform that extends aft 5'10" (1.78 m). It can accommodate a number of guests relaxing while at anchor. There is a concealed boarding ladder with a teak hatch as well, with grab rails on both sides.

 Galeon found or type unknown

Here is a more comprehensive look at the swim platform on the 405 HTS. Note the reboarding ladder hatch at the bottom of the frame. The extended swim platform gets extra distance between the sterndrive props and a swimmer boarding the ladder.

The deck on the swim platform is teak inlay and two small stainless steel sockets sit to accommodate the roller system for the tender when bringing it out of the tender garage. There are two 8" (20.32 cm) pull-up


cleats on both sides of the transom as well as courtesy lights. On either side of the tender garage, there are vents sitting just in the steps to access the side decks. The starboard side vent lifts to reveal the potable water fills, while the port side lifts to reveal a freshwater shower.

 Galeon bound or type unknown

The freshwater shower plug-in is just under the vent on the side deck access steps.

Just adjacent to the transom entrance to the cockpit, on the starboard side, are shorepower connections.

Cockpit

 Galeon bound or type unknown

This panel, which shows blackwater and greywater levels, pumps control for both. An engine room light, an emergency stop button and a shore-generator switch are behind a hatch to port off the cockpit access steps. Moving forward from the swim platform, access to the cockpit comes via an 11” (27.94 cm) step and then a 4” (10.16 cm) step up through an acrylic door that's structured around stainless steel. The second step is also a hatch that lifts up to access the engine room. Above this hatch is a small door leading to a panel with blackwater and greywater levels that pumps control for both. There's also an engine room light, an emergency stop button and a shore-generator switch.

 Galeon bound or type unknown

The cockpit aft lounge space has a double pedestal high/low table, shown here folded up. This can lower to provide conversion to a large sunpad with filler cushions. The wide-angle camera lens has distorted this and some other images.


 Galeon bound or type unknown

Storage space under the cockpit seating lounge. Note the robust SS table mount.


The cockpit has two gathering areas — aft and forward. The aft space has U-shaped seating wrapping around a high/low table supported by double pedestals. This table is removable and can be lowered to support filler cushions to convert the “U” shape into one large sunpad. The table is also foldable, adjusting depending on the space required. The aft leg of the U-shape has storage under the lift-up seat and the portside seat has open storage underneath for something like a cooler. There are also two stainless steel drink holders in the aft corners of the wraparound seat.

 Galeon bound or type unknown

A closer look at the pedestal on the high/low table at the cockpit seating. They are stainless steel and offer a look at the quality Galeon offers throughout the boat. Coolers can fit under the seats.


 Galeon bound or type unknown

Looking forward from the cockpit to the bridge deck. The dinette is on the left and the entertainment center is to the right.

 found or type unknown

The port cockpit lounge is just adjacent to the helm. Note the grab rails and the glovebox with acrylic hatch forward.

Just forward of the U-shaped seating and up an 11" (27.94 cm) step is the second seating space in the cockpit, the portside lounge. It is 4'11" (1.50 m) long, 2'9" (.84 m) deep and has an aft-facing angled backrest designed for relaxing. The grab rails on the portside bulkhead above and below the lounge seem insignificant at first glance but they are a nice ergonomic touch.


 found or type unknown

The starboard cockpit entertainment center has a fridge just below the countertop plus a stainless steel grab rail.


 found or type unknown

The entertainment center is seen here with covers and counters down. These lift to reveal a sink and grill. **Entertainment Center.** Just abaft the portside lounge to starboard is the cockpit entertainment center. This island houses an electric Kenyon grill with a sink just to the left. The grill sits under a hatch that drops down to create Corian countertop space. Lining the front of this surface is a stainless steel grab rail that's rectangular instead of cylindrical. It has built-in angles contouring to the shape of the grill/sink surface edge just above it.

Simple and functional but also beautiful, this console is an example of the extra steps Galeon takes toward design excellence in innumerable places all across the boat.

 found or type unknown


A look at the entertainment center with hatches open and storage revealed.

 found or type unknown

This grab rail is a perfect example of the 405 HTS' design prowess, creating utility but carrying forward design elements and doing it with quality finishings.

There is storage just below the grill and sink behind two swinging cabinet doors. Just aft of these sits the entertainment center refrigerator.

The Helm


 found or type unknown

A view of the helm dash — note the roadster-style steering wheel. The step-up is employed at the bottom of the frame. Note the placement of the standard joystick. Trim tabs are also standard.


The helm on the 405 HTS has bronze tones highlighting the color scheme around it. The boat's twin engines have gauges flanking a 12" (30.48 cm) Raymarine hybrid touch display. There are two A/C vents facing directly to the boat's operator. Below the Raymarine display are trim gauges and a steering indicator. Trim tab controls are to the right along with ignition control and the Raymarine autopilot.

The steering wheel has a tilt base with a roadster-style design on the wheel itself. The digital throttle is mounted to a sub-panel to starboard with the joystick control just behind it.

A massive sunroof and the side windows to port and starboard do a nice job of bringing the outdoors into the helm station. The sunroof is 7' (2.1 m) long and 5'4" (1.62 m) wide. There are deep gutters surrounding the edge to channel water away and the compound curve of its design prevents water from pooling.

 Galeon compound or type unknown


Two views of the dash step-up. Here, it is folded away...

 Galeon compound or type unknown

...and here it is employed.

Shorter captains will appreciate the drop-down step that raises the deck at the helm 10" (25.4 cm). With this in place, the headroom still comes to 5'9" (1.75 m) and it is approximately 6'9" (2.06 m) without — something that is unusual in European express cruisers of this length. The helm seat is double-wide at 40" (1.02 m) and includes a single flip-down bolster.


Visibility from the helm is outstanding with large side windows, completely unobstructed stern views and a single-piece windshield forward. The single-piece windshield design and its compound curve are another example of Galeon taking the extra step to improve its product overall. The windshield is 8' (2.4 m) across and 4'9" (1.45 m) top to bottom.

 Galeon compound or type unknown

These smoked glass panels flood the lower atrium with natural light.


Ahead of the dash at the helm, smoked-glass panels extend out to the windshield and create a natural-light atrium in the lower cabin. They are a dramatic design element from the main deck.

Cabin

 Galeon compound or type unknown


The lower cabin access hatch slides to the right. Note the thick stainless-steel guide rail to the right.

The companionway hatch to the lower deck is made of smoked Plexiglas and it curves with the contour of the boat as it flattens forward toward the windshield. A stainless-steel grab handle slides the hatch open to starboard.

 found or type unknown


The companionway from the main deck with the galley to starboard and dining to port.

Three steps down into the cabin bring us to an open and airy space with 6'2" (1.87 m) of headroom. The Alcantara suede upholstery on the bulkheads and overhead is a beautiful contrast to the matte Walnut woodwork seen throughout. The deck is striped walnut.


 found or type unknown

Shown is the galley on the 405 HTS. Note the sink's cover is on, giving more counter space.

The galley is to starboard and includes overhead storage, with one of these compartments housing the microwave. There is a two-burner electric stove and a double-basin stainless-steel sink surrounded by a Corian countertop. The sink has a cover to create more counter space and the cover itself has dedicated storage space just behind the faucet.

 found or type unknown

The refrigerator/freezer is under the aft leg of the countertop in the galley. The refrigerator has 4.5 cu. ft. (30 L) of space.

 found or type unknown

This rack pulls out more and more shelving as the door comes away from the surface.

Refrigeration is just below, forward-facing on the aft leg of the galley space. Just under the electric stove is a clever storage compartment that has racks. The racks attach to the cabinet door and continue to provide more shelving as the door opens further.

Cabin Salon

 found or type unknown

Note the beautiful inlay on the table, the stitching and the opening portlight amid the hullside windows above in the dining area.

To port is the lower deck salon that features L-shaped seating wrapping around a high/low pedestal table.

The table itself is a work of art — a wood surface top inlaid with a compass rose and hand-stitching along the edge. The table also has flip-up wings to expand its available space.


 found or type unknown

Something worth looking at is the kind of natural light the 405 HTS is able to flood belowdecks. This is from the lower deck atrium, looking up at the smoked glass panels off the dash.

The upholstery on the seating space is a diamond-stitch pattern, double-stitched, and has the soft touch of ultra-leather. The port bulkhead above the seating has two rectangular hullside windows (a major part of the exterior design of the 405 HTS). In between is a rectangular opening port light, which is repeated to starboard above the galley.

Storage cabinets sit above the portlights to port as well. On the forward bulkhead is a 31" (78 cm) flatscreen HD TV.

Just forward to starboard is an access door to a shared day head — which is also the master head. The door is made from the chosen wood accent (mahogany/oak/walnut high gloss/whitened oak) and has a full-length mirror on the inside. The door is solid wood, not veneer over plywood.

 found or type unknown

Shown is the shared head/master head on the 405 HTS. Note the head through the double doors. This space is also the walk-in shower stall.


The head continues the beautiful woodwork and angular line accents seen throughout the boat. There is 6' (1.82 m) of headroom in the head with a rectangular opening hullside window just above the sink. The faucet is stainless steel and the countertop is Corian. There is a medicine cabinet with mirrored doors above the opening portlight over the sink and storage cabinets are below.

 found or type unknown

Here is a closer look at the shower head. It is removable and ideal for "sea showers."

Abaft the sink is a dual glass door with stainless steel knobs, which open to lead to the head itself and the shower stall. The shower in the master head has a skylight overhead and is tucked away enough well forward of the windshield to maintain privacy.


Master Stateroom

 found or type unknown


Note the skylight above the master berth and the storage in the master stateroom extending from the sides of the boat.

Master. Forward of the day head is the master stateroom, which sits in the bow. There is an 8' (2.4 m) long skylight over the berth with an opening hatch at the forward end. A full-length blackout shade can close off

the entire space if desired.

 If this is a brand or type unknown

A closer look at the skylight, which has an opening porthole on the forward end.

 If this is a brand or type unknown


The storage cabinet woodwork in the master stateroom is clean, modern and Walnut matte.

There is 6' (1.82 m) of overhead clearance at the entry to the master stateroom. Storage comes on both sides of the berth in wood cabinetry. Forward near the top of the berth are small recessed spaces in the wood surface with electrical outlets nestled in the back. This is an ideal spot for charging electronics, phones or tablets and keeping them close at hand overnight.

 If this is a brand or type unknown

A small seat is just to starboard of the berth. Note the diamond-pattern stitching.

To port are a small set of steps to access the berth. To starboard, there is a single step alongside a single seat that is 2'4" (.71 m) wide and perfect for pausing to lace up shoes, curl up with a book or relax after a day in the water. Hullside windows are to port and starboard. The aft side of each has a rectangular portlight that can open and let the fresh air in.

 If this is a brand or type unknown

This vanity is just off the stateroom entrance and is a clever use of space.


Vanity. Just to the portside of the entry door, there is a small recessed space in the bulkhead only 3" (7.62 cm) deep. While the space seems shallow, Galeon made perfect use of it by creating small storage there with a vanity and mirror inside surrounded by backlighting. There is also a flip-up table underneath the mirror. This is where Galeon's use of space really shines — finding high utility solutions for what would otherwise be dead space.

Also to port, just next to the backlit vanity is a hanging locker. The interior is lined with the same Alcantara suede seen on the bulkheads and overhead throughout the boat. To starboard, on the bulkhead just above the one-person seating is a 23" (58.42 cm) HD TV.

FYI — Alcantara suede is a synthetic material, which feels like suede but is synthetic. Therefore it is more durable and stain-resistant.

Mid-Cabin

The mid-cabin is accessed from a private doorway just to port of the salon companionway. The mid-cabin opens up to 6'7" (2 m) of headroom upon entry. There's a seat with a curved back below an opening portlight to port.

 If used in a product or type unknown

Many boats have twin berths that can convert to one larger berth. The 405 HTS has twin berths that are mounted on tracks, allowing them to slide together with ease.

A pair of single berths is mounted to the deck athwartships. Each berth is 6'4" long and 2'6" (1.93 m x 76.2 cm) wide with 1'2" (35.6 cm) between them when separated completely. Each is mounted to a track that can slide the berths together to create one large berth. This is the best system for this kind of setup we've seen so far. The berths have 2'7" (78.7 cm) of headroom above them and the bulkheads and overhead are upholstered in Alcantara suede.

Hullside windows are on the starboard bulkhead with rectangular opening portlights at the aft end. Straight ahead from the mid-cabin entry door is another door to the second stateroom's head.


Most important, the mid-cabin has a small wet head that provides extra privacy for two cruising couples.

Bow

 If used in a product or type unknown

The access point for the 15" (38.1 cm) wide side decks up to foredeck.

The bow is accessed by side decks port and starboard, 15" (38.1 cm) wide. One-inch stainless steel rails to port provide safety measures until the side rails come up to their full 18" (45.7 cm) of height, roughly 4' (1.2 m) forward of the stairs to the cockpit. Additional grab handles to the top of the cabin provide more safety. There is an opening gate in the rail to port and starboard. It's accessed by a coupler that slides fore and aft and locks into position with a quarter turn. A midship cleat measuring 10" (25.4 cm) is mounted on top of the toe rail.

 If used in a product or type unknown

A look at the bow lounge with its two sunpads. Note the skylight that splits them in two.

Moving forward there are two sunpads to either side of the skylight (which sits above the master stateroom). These pads are in a fixed position. They have a "lip" at the aft end that faces forward as a head rest, but they do not lift into chaise lounge positions. There are stainless steel rails to the outside edge of both pads.

Fully forward is a flush-mounted hatch that opens with a turn-and-lock hatch that leads to the windlass, which is mounted to a stainless-steel plate. The stainless-steel anchor roller is recessed into the foredeck


and the windlass foot control switches are to starboard. To port is a remote-controlled spotlight.

Power

 found or type unknown

Here is a view of the engine room that can be accessed via the tender garage or an access point to port through the cockpit.

The Galeon 405 HTS comes standard with twin 370-hp Volvo Penta diesel engines.

 found or type unknown

The 405 HTS had a top speed of 35.5 knots, according to our test.

Performance

The Galeon 405 HTS has an LOA of 44'2" (3.46 m), a beam of 12' 10" (3.9 m) and a draft of 2'7" (.79 m). With an empty weight of 21,253 lbs. (9,640 kg), 66% fuel and three people onboard, we had an estimated test weight of 22,852 lbs. (10,365 kg).


Powered by twin 370-hp Volvo Penta D6 370 SDJ engines, we reached a top speed of 40.8 mph at 3620 rpm — burning 42.3 gph for a range of 218 statute miles.

Best cruise was 31.9 mph at 3000 rpm. At that speed, the fuel burn was reduced to 26.6 gph while still holding back a 10% reserve. We reached time-to-plane in 8 seconds, accelerated to 20 mph in 9.2 seconds and continued accelerating to 30 mph in 16.5 seconds.

Option Packages


This boat comes with a number of options as well as what Galeon calls a “Comfort Pack” and a “Luxury Pack.” The “Comfort Pack” includes most major electronics and the “Luxury Pack” includes the hydraulic swim platform, among other things.

We recommend both packages as the boat then becomes “turn-key,” something that saves money and eliminates aftermarket hassle.

 found or type unknown

The Galeon 405 HTS reached a top speed of 40.8 mph at 3620 rpm in our test.

Observations

 found or type unknown

The quality and persistence of natural light on the 405 HTS are undeniable.

It is hard to overstate the care and attention to detail in the designs and build on the 405 HTS. When we compare this boat's basic specs with other boats in class, we find that her beam is about average but her displacement is one of the highest. This is clearly due to her build quality — she will ride better in rough conditions.

Because she is a sterndrive, she is faster and more fuel-efficient than she would be with straight drives.

The Galeon 405 HTS is sold exclusively in the western hemisphere by MarineMax.