

# Nordhavn N59CP

## Price

Base Price

## Specifications

Length Overall	58'9"
BEAM	17'
Dry Weight	
Tested Weight	
Draft	5'
Draft Up	
Draft Down	
Air Draft	
Deadrise/Transom	
Max Headroom	
Bridge Clearance	
Weight Capacity	
Person Capacity	
Fuel Capacity	1,100 Gallons

Water Capacity	444 Gallons
Length on Trailer	
Height on Trailer	
Trailer Weight	
Total Weight	
Aft Deck	
Salon Inside Width	
Salon Fore & Aft	
Salon Height	
Salon Volume	
Galley Volume	
Master SR Width	
Master SR fore & Aft	
Master SR Overhead	
Master SR Volume	
Eng. Room Volume	

# Acceleration Times & Conditions

Time to Plane	
0 to 20	
Ratio	
Props	
Load	
Climate	

# Builders Commentary

The new coastal pilot features a semi-displacement hull designed for modest top speeds in the 18-20 knot range and an efficient and sea-kindly ride at lower cruising speeds. The design features a “CE – Category A” unlimited offshore rating, insuring this vessel has the seakeeping and strength capabilities to take on the most serious coastal cruises of up to a thousand miles. For example, a perfect vessel for North American cruising – from Alaska to Maine.

Main deck accommodations provide for a large galley, dinette, and lounging with a lower helm station with a double helm seat. This arrangement is very appealing for a coastal cruising couple as it eliminates the isolation and separation of a raised wheelhouse. When extended, overnight watches are not as often needed as is the case during coastal passages, this arrangement has particular appeal. During typical daytime cruising, without a rotating crew, the entire area is used and the person on watch can participate in food preparation, entertainment, and conversation within this large and luxurious living area. This arrangement allows for quick, easy, side door deck access from the helm station, for short-handed mooring and offers all-round visibility rivaling most pilothouse configurations.

# Layout



Image not found or type unknown

# Exterior

Image not found or type unknown




Image not found or type unknown




Image not found or type unknown




Image not found or type unknown




Image not found or type unknown



# Interior



Image not found or type unknown



Image not found or type unknown







Image not found or type unknown



Image not found or type unknown



All Rights Reserved © 2024 BoatTEST.com, LLC



Image not found or type unknown



Image not found or type unknown



Image not found or type unknown



Image not found or type unknown




Image not found or type unknown

# Standard Features

## General

- Joinery work to be quarter sawn horizontal grain teak veneer with 7617 style joiner work with square moldings, door frames and fiddles.
- Wall covering and moldings located as per drawings
- All varnished surfaces to have a 60% gloss finish
- Interior cabinetry to be built using light weight plywood
- Hanging lockers to be lined with cedar or equivalent aromatic wood
- All locker doors and drawers to have Timage square body round push button latches
- Interior door lock sets to be Mobella “McCoy Star Square” door handles with privacy locks
- Interior cabin doors to have rubber gaskets for sound reduction and magnetic hold open catches

## Galley

- Refrigerator: One (1) Bosch 800 series stainless steel model #B22CS80SS side by side.
- Countertops: Formica brand solid surface ‘Frost’ #102 – 1 1/2" thick at edges squared edge detail with 3/4" overlap to cabinet face below
- Flooring: Solid 2" (5.08cm) wide teak planking
- Cabinetry/paneling: Teak with a 60% gloss varnish
- Stove: GE Café Series 30" electric cook top #P350STSS  GE Stove.jpg
- Oven: GE Café Series 30" convection wall oven # CT918STSS
- Microwave: GE Café Series #CSA1201RSS, Convection with exhaust blower installed over stove.
- Overhead: Individual padded Majilite panels secured in place using the FastMount system for easy removal and reinstallation
- Locker interior finish: White Formica except inside fridge/freezer opening which will be teak
- Dish washer: GE Café Series # CDT765SSFSS
- Overhead galley locker as shown on plans
- Pull-out shelving unit in locker next to refer. Model # TBD
- Avion Deipo latches for fridge/freezer drawers and lower freezer unit in laundry area

## Main Salon/ Helm Station

- Flooring: Solid 2" (5.08cm) wide teak planking
- Cabinetry/paneling: Teak with 60% gloss varnish
- Dinette table: Teak with Teak base. Finish to be a 60% gloss varnish

- Coffee table: hinged top with storage below. Top to have a 60% gloss finish
- Furniture: Settee port side as designed with all detail as shown in layout drawing — to be teak veneer with solid teak trim. Coffee table
- Overhead: Individual padded Majilite panels secured in place using the FastMount system for easy removal and reinstallation
- Locker interior finish: 60% gloss varnished teak
- Cushions with upholstery TBD
- Teak valance over windows
- Free standing lounge chair
- Raised Helm seat with storage drawers under.
- Raised pilothouse floor at helm
- Mullions for window treatment for all side windows
- Include OceanAir Skysol Classic manual blinds, fabric choices from OceanAir Skysol Group 3

## **Master Cabin**

- Floors: Carpet
- Cabinetry/paneling: Teak with 60% gloss varnish
- Overhead: Individual padded Majilite panels secured in place using the FastMount system for easy removal and reinstallation
- Locker interior finish: 60% gloss varnished teak
- Mattress: 6" thick Foam with cotton mattress ticking
- Hull staving to be painted a matching color to the overhead
- Fresh air intake blower 24v
- Include OceanAir Skysol Classic manual blinds, fabric choices from OceanAir Skysol Group 3

## **Heads**

- Floors: Tile
- Countertops: Formica brand solid surface 'Frost' #103 – 1 1/2" thick at edges squared edge detail with 3/4" overlap to cabinet face below
- Mirrors with 60% gloss varnished teak frames
- Shower floor: Molded fiberglass with non-skid finish
- Overhead: Individual gloss white FRP panels secured in place using the FastMount system for easy removal and reinstallation

- Cabinetry/paneling: Teak with 60% gloss varnish
- Locker interior finish: White Formica
- Shower door to be frameless clear glass with polished stainless steel hardware
- TP and towel bars as per drawing
- Exhaust blower 24vdc
- Forepeak/Chain locker
- Painted with white gel coat
- Drain to bilge through a PVC pipe installed during hull lamination
- Shelf with high fiddle on port side of chain locker for secondary anchor rode
- Access via gasketed door at fwd bulkhead of fwd guest cabin
- 24 volt dome light

## **Laundry**

- Bosch washer – WAS 24460
- Bosch dryer – WTV 7610US
- Freezer – U-Line model # 75FWH-13 with Avion Deipo latch and teak door panel
- Cabinetry/joiner work: Satin varnished teak
- Floors: Solid 2" (5.08cm) wide teak planking
- Teak doors over washer and dryer lockers

## **Guest cabins x 2**

- Floors: Carpet
- Cabinetry/paneling: Teak with 60% gloss varnish
- Overhead: Individual padded Majilite panels secured in place using the FastMount system for easy removal and reinstallation
- Locker interior finish: 60% gloss varnished teak
- Mattresses: 6" thick Foam with cotton mattress ticking
- Hull staving to be painted white
- Fresh air intake blower 24vdc
- Include OceanAir Skysol Classic manual blinds, fabric choices from OceanAir Skysol Group 3

## Lighting

- Main overhead lighting throughout: Imtra LED “Ventura-HS” Square bezel stainless steel finish model no. #ILIM30471 with wall switches for each designated area. (Approx. 58 lights)
- Bulkhead reading lights: Imtra “Sidney” with switch Chrome finish model no. #ILIM40501- two (2) for guest stateroom and two (2) for salon
- Engine room lights: AC fluorescent – Three (3) x 24” (70 cm) dual fluorescent (#ILMUL2-24T5HPF1) switch at entrance to engine room. Six (6) 24 volt dome lights in engine room
- Exterior overhead lights: Imtra LED “Ventura” cool white, stainless steel finish model no. #ILIM30411 x 6, 4 on aft deck and 2 under arch on F/B
- Navigation lights: Hella “NaviLED” in black, 3nm color reg, Mast Head, Stern, Port and Starboard side. Anchor light to be NaviLED horizontal mount #2LT 980 910-011 2nm.
- Owners cabin reading lights Imtra “Izar”(single arm) chrome model no. #IFLS31157042.C. (2 total) with two (2) ivory color shades No. #ILFSPAR.223.A
- Courtesy lights Imtra “Circinus-QB” Chrome Model no. #ILFS5570. at stairs to lower levels, One in each head and two in galley approx. (26) total
- Forward guest cabin reading lights Imtra “Izar”(single arm) chrome model no. #IFLS31157042.C. (2 total) with two (2) ivory color shades No. #ILFSPAR.223.A
- Exterior courtesy lights Imtra “Yukon” cool white LED model no. #ILIM70611 Qty. Approx. 21
- Hanging locker lights Imtra “Resolux 805” model no. #IL6262 with micro switch for auto on-off x five (5)
- Interior handrails shown on drawing to be included. All rails to be stainless steel unless noted differently.
- All drawers to have BLUM “Tandem” concealed self closing drawer slides
- All locker doors to have BLUM self closing hinges or equivalent