

# Linssen Yachts Grand Sturdy 45.0 AC (2020-)

## Price

Base Price

## Key Features

- Available sleeping for 6
- Separate Shower
- Centrally positioned Helm
- Single engine for efficiency
- Steel-hulled construction

## Specifications

Length Overall	45.86'   13.98 m
BEAM	14.27'   4.35 m
Dry Weight	44,092 lbs.   20,000 kg
Tested Weight	
Draft	4.1'   1.26 m
Draft Up	
Draft Down	
Air Draft	
Deadrise/Transom	
Max Headroom	


Bridge Clearance	
Weight Capacity	
Person Capacity	
Fuel Capacity	280 gal.   1060 L
Water Capacity	116 gal.   440 L
Length on Trailer	
Height on Trailer	
Trailer Weight	
Total Weight	
Aft Deck	
Salon Inside Width	
Salon Fore & Aft	
Salon Height	
Salon Volume	
Galley Volume	
Master SR Width	
Master SR fore & Aft	

Master SR Overhead	
Master SR Volume	
Eng. Room Volume	

# Acceleration Times & Conditions

Time to Plane	
0 to 20	
Ratio	
Props	
Load	
Climate	



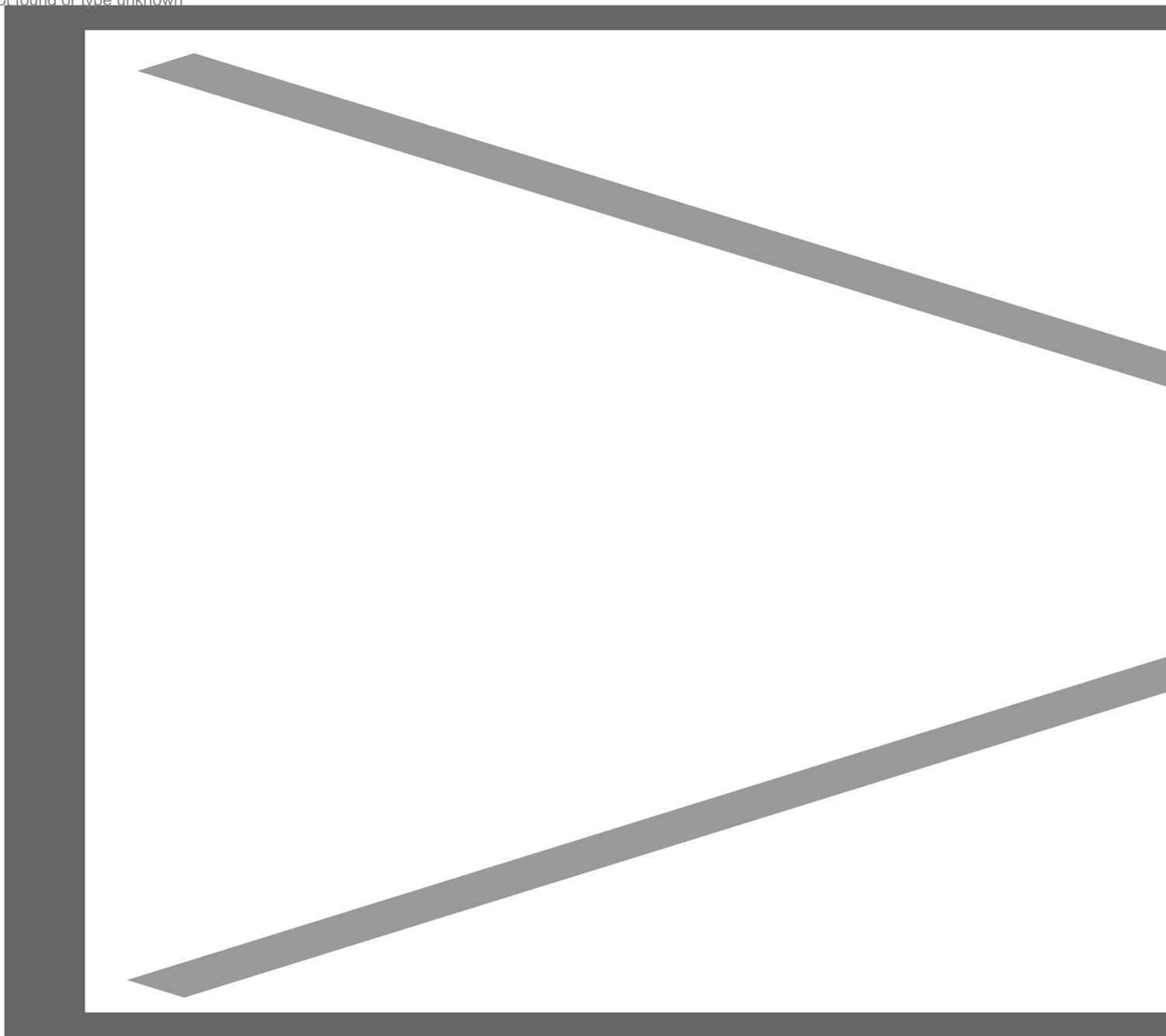


The Grand Sturdy 45.0 AC has the look and feel of a boat that can serve many purposes from long canal cruises to weekend getaways.

## **Brief Summary**


The Linssen Grand Sturdy 45.0 AC appears to be aptly named. The steel-hulled yacht comes standard with a single diesel engine and has the rugged looks of a boat that can more than likely take less-than ideal conditions and still keep everyone on board comfortable. She's spacious and is ideal for cruising rivers, canals and the coast with sleeping space for at least six.

Image not found or type unknown



Forward and aft staterooms are accessed via separate stairs at opposite ends of the salon, which provides for privacy for guests.


Image not found or type unknown



The 45.0 Grand Sturdy AC is designed for cruising European rivers and canals in comfort.




Image not found or type unknown



Cruisers revere The Netherlands for its canals and rivers.



Image not found or type unknown



All Rights Reserved © 2024 BoatTEST.com, LLC

There are many canals in France where the Grand Sturdy 45.0 AC would be right at home.

## **Mission Statement**

The Linssen Grand Sturdy 45.0 AC is designed for canal and river cruising. She's built with a steel hull and comes standard with a single-engine for reduced drag and lower fuel consumption. Protected side decks allow for safe passenger movement from the bow to stern. Her cockpit and salon are on the same level, which creates more space for entertaining, and belowdecks she can sleep up to 8.





Her layout is such that the Grand Sturdy 45.0 AC can easily be handled by a couple cruising through locks.

## Features Discussion

**The Flying Bridge and Helm.** With the aft cabin, the helm is on the upper level. Interior stairs are in the aft section of the salon and there are steps on each side that lead to decks so crew can move forward to the Grand Sturdy 45.0 AC's bow. The helm console is centrally positioned with a tall windshield that should protect everyone on the upper level from the elements. On the upper angled dash section, there's space for at least one multifunction display plus analog-style tachometers with built-in scroll through screens and engine monitoring screen. Linssen can equip the boat to an owner's orders with equipment like bow and stern thrusters as well as a windlass. Aft the helm, the bridge deck has twin lounges and folding tables and a gate opens so passengers can climb down the steps to the swim platform. For protection from the elements, a Bimini top can be raised to protect the entire area.

### Linssen Grand Sturdy 45.0 AC

The helm has a compact, but efficient feel and it's well protected abaft the wraparound windshield.



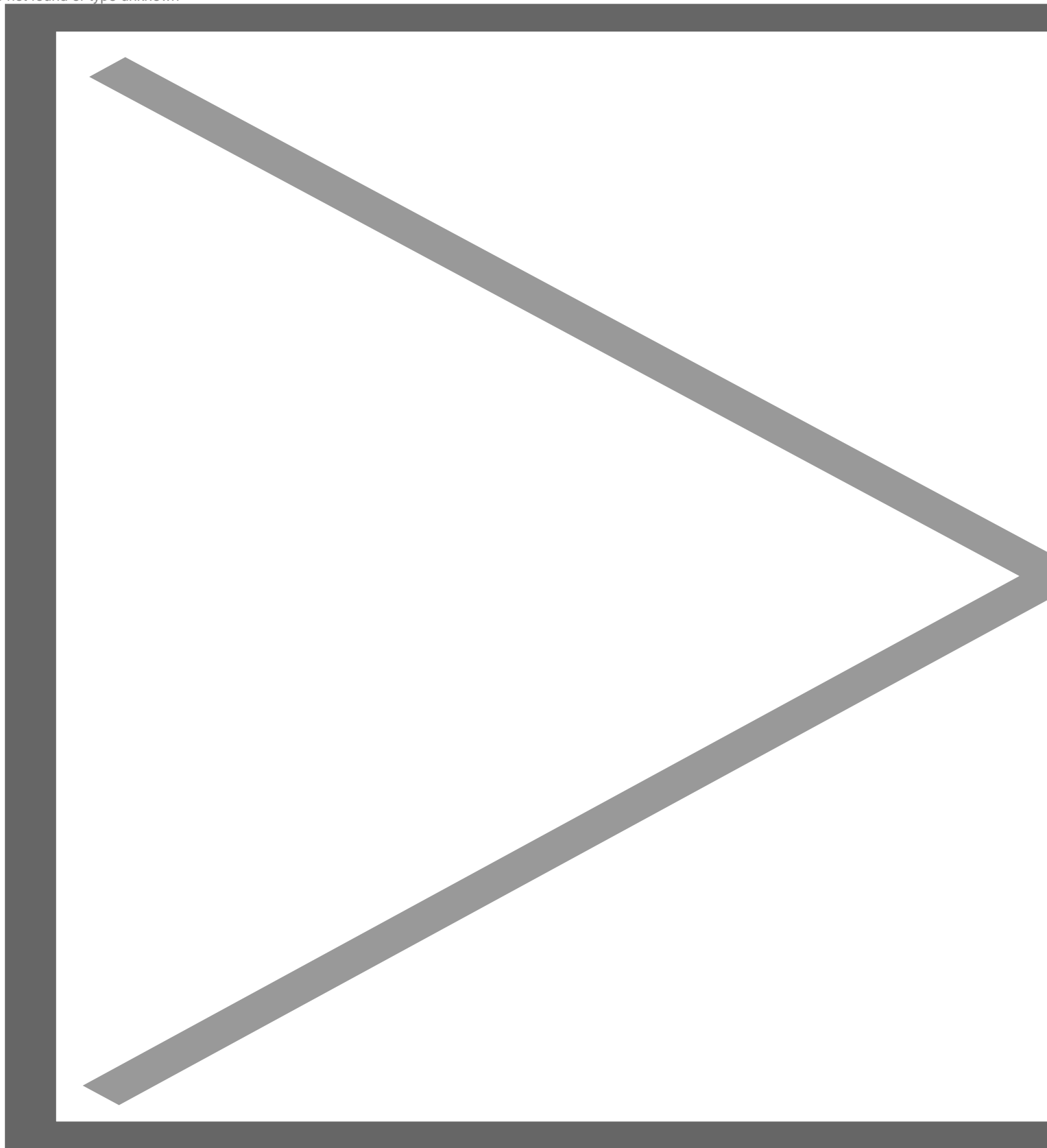




Guests can join the captain on the upper level for a cruise down a canal on a nice afternoon.



Image not found or type unknown




The flying bridge can be covered with a canvas top to provide protection in a variety of weather conditions and notice the heavy rope rubrail that gives the motoryacht a classic look.

**The Salon and Galley.** In the interior, the salon has 6.59' (2.01) m of headroom, a long lounge and a cocktail-style table to starboard. Across, there's storage in a variety of cabinets. Forward to port is a raised dinette with booth style seats on each side of a table. The galley is to starboard with forward and aft countertops that contain a sink, a stove and what appears to be a microwave/convection oven. The main distribution panel for the motoryacht's electrical systems is at the top of the stairs that lead down to the cabin deck.



Image not found or type unknown






An indicator of the cruising intentions, the entire left side of the salon is dedicated to storage with lounges to starboard.



Image not found or type unknown

Forward to starboard, the galley is efficiently laid out with a good mix of open counter space and storage.





To port, the dinette is raised to give guests great views of their surroundings while enjoying a meal.








The salon lounge can be a great place to relax and enjoy the views out the large outboard window.

Image not found or type unknown




A full complement of windows in the salon helps bring the outdoors in with virtual panoramic views.

# Accommodations Deck

**The Aft Stateroom.** At the aft end of the salon, stairs lead down to a stateroom that has 6.53' (1.99 m) of headroom. The berth is positioned on the boat's centerline with nightstands and storage outboard on each side. There's also a small settee lounge across from the foot of the berth. For amenities, the shower is in its own compartment separate from another one with the sink and toilet.






With the berth centrally positioned in the owner's cabin, there's room to pass easily on each side to get into bed.



Image not found or type unknown




All Rights Reserved © 2024 BoatTEST.com, LLC



There's good storage capacity in the master head and notice the shade for an overhead hatch.



Image not found or type unknown



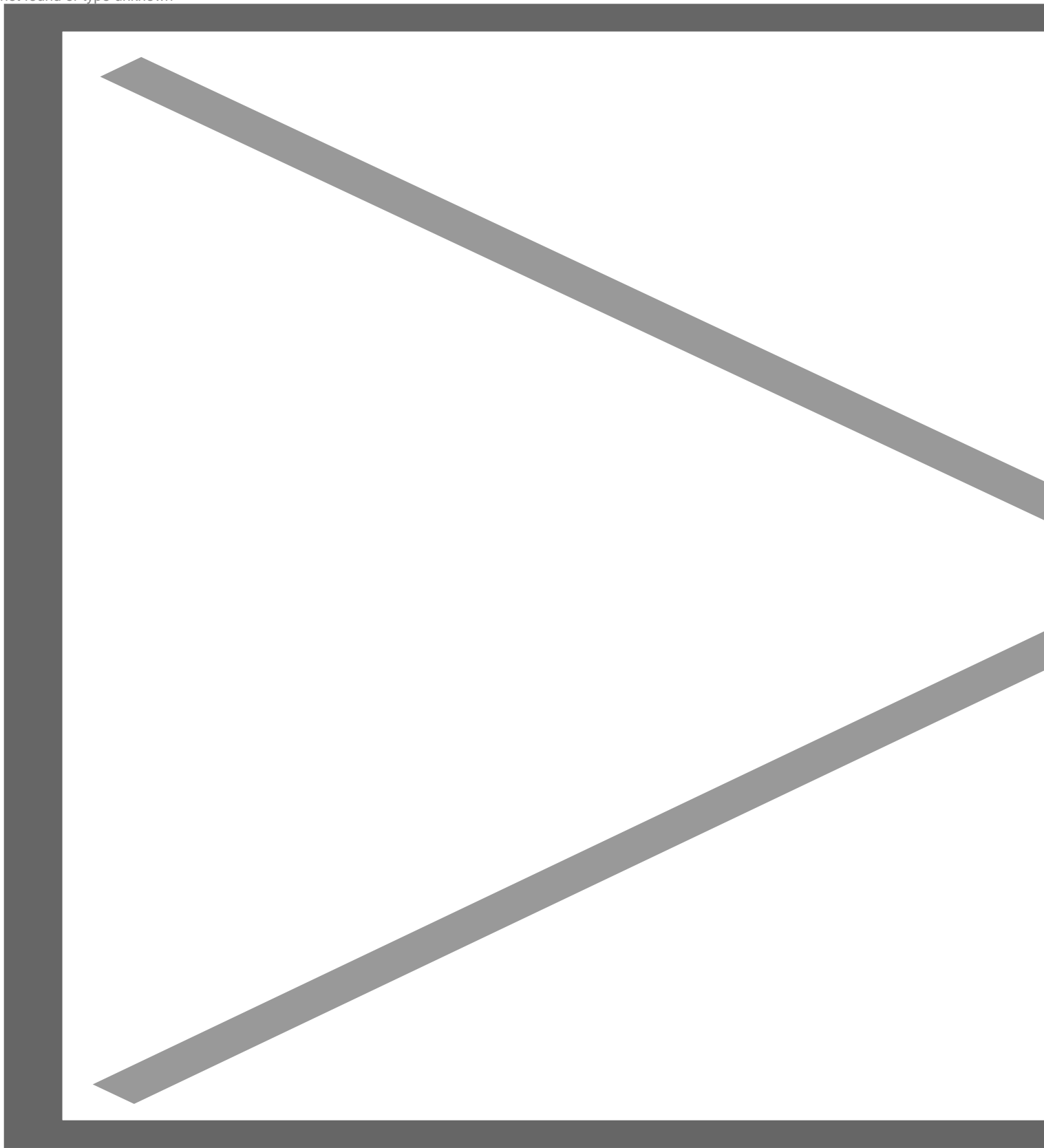
All Rights Reserved © 2024 BoatTEST.com, LLC



A separate walk-in shower is not something we always expect to find in a boat in this size range.

**Forward Quarters.** Stairs just ahead of the galley lead down to the forward VIP and guest cabins. The forward stateroom has a hanging locker and 6.46' (1.97 m) of headroom. To starboard is private entry to the head that does double duty for day use with a second door in the companionway. To port, the guest cabin has two single berths.


Image not found or type unknown



Using light colors on the angled upholstered headboards give the bow cabin a more spacious, inviting feel.



Image not found or type unknown

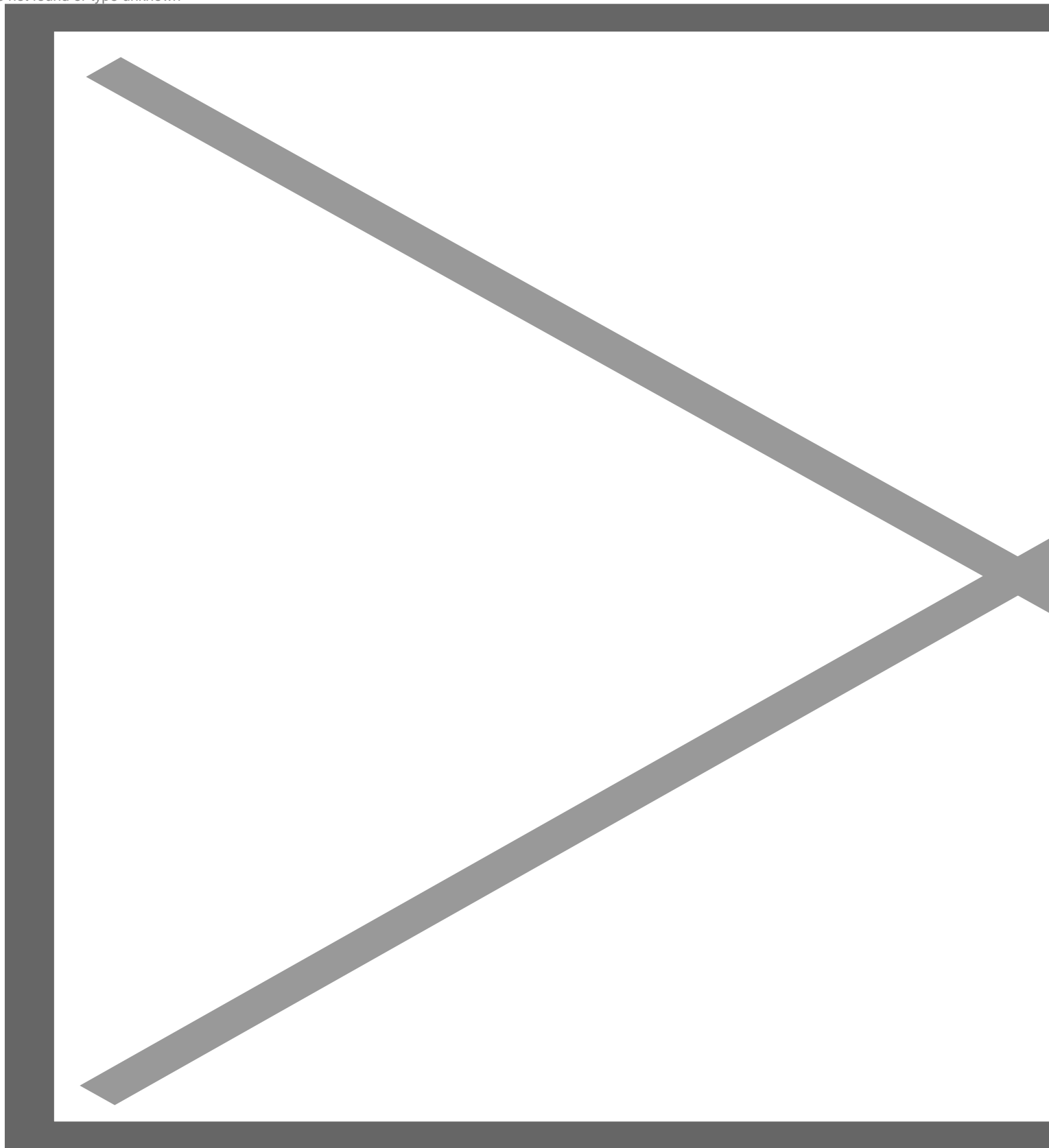




The guest cabin's two single berths should be good for the kids or grandkids.




Image not found or type unknown



Having a usable laundry onboard makes cruising much more comfortable.

**The Engine Compartment.** A hatch in the aft deck leads to the engine compartment. Batteries and switches are outboard on each side with breaker panels and Volvo Penta control boxes aft. The engine mounts bolt into the stringers and is accessible for adjustment to maintain shaft alignment.

Image not found or type unknown



The 45 Grand Sturdy is offered with single or twin engines. Here we see the twin installation and the compartment is laid out to make it easy to trace wires and hoses.

**Design and Details.** Linssen uses what it calls the “Softchine Prestressed Hull” that the company says has reduced drag and improves fuel consumption. All the company’s models are designed with 3D CAD/CAM

and the hulls are made from S235JR steel. Tropical wood used in the interiors is sourced from plantations through suppliers that Linssen has worked with for three generations.

## Price

- \$529,000 with a single Volvo Penta diesel
- \$548,056 with twin Volvo Penta Type D3-110 inboards

## Observations

Linssen is a family firm with a history dating back to 1949 and the company is one of the most respected in the international steel yacht market. Recently the company has invested heavily in high-quality machinery including CNC technology to stay current and keep manufacturing efficient. The result is a no-nonsense yacht that combines the best of modern construction with proven designs and a classic look that's sure to appeal to traditionalists.