

Chaparral 30 Surf (2021-)

Brief Summary

The 30 Surf is the biggest boat in Chaparral Boats' wakesports towing series of boats. She's available with a forward-facing sterndrive from MerCruiser or Volvo Penta up to 430-hp, and she comes with ballast and wake-shaping systems. Her interior layout is that of a luxury bowrider.

Price

Base Price\$193825.00

Key Features

- Forward-facing sterndrive
- Multifunction display at the dash
- Move-able table for cockpit or bow
- Power-assisted steering
- Built-in cooler under rear seat


Test Results

RPM	MPH	Knots	GPH	MPG	NMPG	STAT. MILE	NM	dBa
650	3.7	3.2	1	3.9	3.4	347	301.6	68
1000	5.4	4.7	1.5	3.5	3.1	317	275.3	68
1500	7.5	6.5	2.3	3.3	2.9	297	258.6	69
2000	8.9	7.7	3.7	2.4	2.1	215	187.2	72
2500	10.8	9.3	5.6	1.9	1.7	172	149.8	81
3000	15.6	13.6	8.4	1.9	1.6	168	146	83

RPM	MPH	Knots	GPH	MPG	NMPG	STAT. MILE	NM	dBa
3500	24.2	21	10	2.4	2.1	217	188.4	85
4000	31.1	27	12	2.6	2.3	233	202.6	89
4500	36.1	31.3	16.6	2.2	1.9	195	169.7	88
5000	40.9	35.6	20.8	2	1.7	177	154	89
5500	44.6	38.8	28.3	1.6	1.4	142	123.2	92
5700	47	40.9	30.1	1.6	1.4	141	122.4	93

[View the test results in metric units](#)

Image not found or type unknown



Specifications

Length Overall	30'2" 9.20 m
----------------	----------------

BEAM	9' 2.74 m
Dry Weight	8,200 lbs. 3,719 kg
Tested Weight	9,015 lbs. 4,089 kg
Draft	37" 9.4 cm
Draft Up	
Draft Down	
Air Draft	
Deadrise/Transom	22°
Max Headroom	
Bridge Clearance	8' 2.44 m (w/ arch)
Weight Capacity	
Person Capacity	
Fuel Capacity	100 gal. 379 L
Water Capacity	15 gal. 57 L
Length on Trailer	
Height on Trailer	
Trailer Weight	

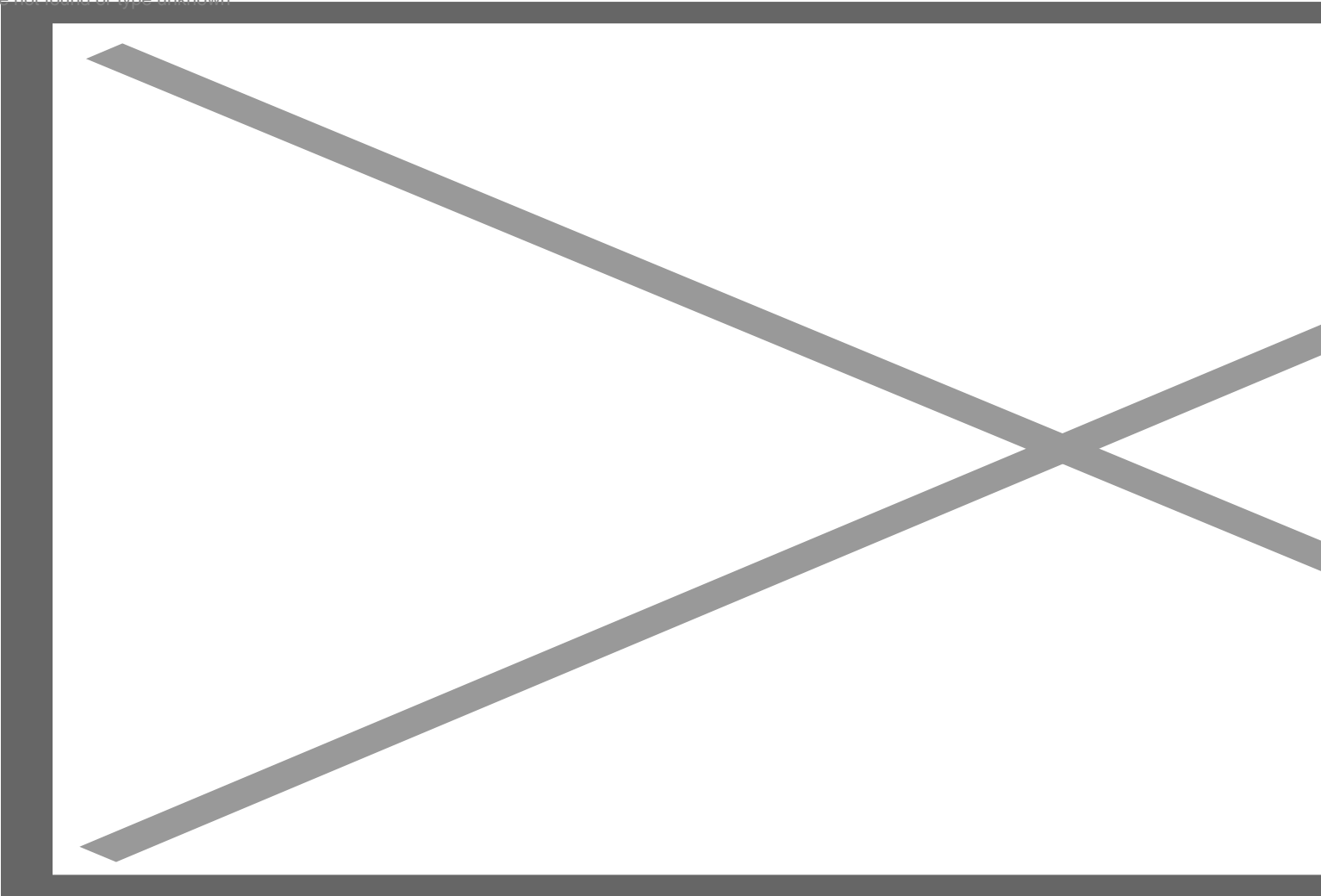
Total Weight	9,015 lbs. 4,089 kg
Aft Deck	
Salon Inside Width	
Salon Fore & Aft	
Salon Height	
Salon Volume	
Galley Volume	
Master SR Width	
Master SR fore & Aft	
Master SR Overhead	
Master SR Volume	
Eng. Room Volume	

Acceleration Times & Conditions

Time to Plane	4.3 seconds
0 to 20	
Ratio	
Props	

Load	3 persons; 1/3 fuel, no water, 50 lbs. of gear
Climate	72 deg., 45 humid; wind: 5-10 mph; seas: <1

Image not found or type unknown



The 30 Surf combines the passenger capacity of a supersized bowrider with wake-producing equipment and ballast to create a luxury sterndrive surf boat.

By Eric Colby

Mission Statement

The Chaparral 30 Surf is designed to combine the comfort and amenities of a high-end bowrider with a forward-facing sterndrive, a ballast system and wake-shaping equipment to create a wakesurfing boat that

will appeal to large families or even two families that like to boat and surf together. Because she's 30'2" (9.19 m) long with a 9' (2.74 m) beam, she's yacht rated for passenger capacity. Unlike an inboard-powered boat, the trim-ability of the stern drive makes the 30 Surf easier to drive for a boater used to that type of propulsion system. She's also bigger than anything offered by the traditional towboat manufacturers.

Chaparral 30 Surf Major Features

- Forward-Facing Drive from MerCruiser or Volvo
- Ballast System
- Malibu Surf Gate
- NMEA compatible dual-screen glass helm
- Power Fold-down tower
- Enclosed fiberglass head compartment
- Sink and pull-out shower in head compartment

Image not found or type unknown



From above, the 30 Surf looks like a big bowrider with good flow from bow to stern.

Chaparral 30 Surf Features Inspection


Surfing. Chaparral licenses Malibu Boats' wake-shaping Surf Gates. They're appendages that mount on each side of the stern, and they are used to shape the wakes instead of having to move passengers around in the cockpit. A soft bag in the ski locker can hold 800 lbs. (362.87 kg) of water ballast. The 30 Surf also comes standard with an EFX Folding Arch Tower. Of the two screens at the helm, the one to the right controls the surf gates and the ballast. When the tower is lowered, which happens easily, bridge clearance

is reduced from 8' (2.44 m) to 6'1" (1.85 m) and the driver can still stand at the helm to run the boat.




The right-side screen at the helm controls the wake-shaping and ballast systems, while the Simrad provides engine and navigation information.

Image not found or type unknown



There's a FatSac ballast bag in the ski locker. Notice the added storage in the drawer that slides out from under the deck.

The Helm. In the starboard console are twin touchscreens. The Simrad unit on the left can be configured to display navigational information or engine monitoring. The Medallion II screen to the right controls the wakes including the size and shape. The entire console top is finished in black upholstery that gives the helm an upscale feel. Accessory switches that illuminate when powered on are on each side of the tilt steering wheel. The stereo remote is down low on the left side and to the right is a cellphone holder. Circuit breakers are positioned beneath the dash panel, which saves space and protects them against the elements. The captain and a companion travel in high-backed bucket seats that swivel and adjust fore and aft.



The 30 Surf's dash would look at home in any luxury automobile and the bucket seat swivels is probably more comfortable than any found in a car.

The Port Console. Across from the helm, the port console has a locking glove box in the usual location, and to port, there is a recessed armrest with easy access to USB and 12-volt charging ports. Grab the stainless-steel handle about halfway down on the left-hand side and the entire console opens into the passageway to the bow. Inside, a sink with pull-up shower an opening portal and a porta-pottie come standard. Owners can update to an electric porcelain toilet with pump-out. Overall, headroom in the compartment is 47" (119.38 cm) and there's 33" (83.82 cm) of seated space.

Image not found or type unknown


The glove box in the port dash locks, and there are USB and 12-volt plugs.

Image not found or type unknown



Outboard to port are a padded armrest and grab rail. Notice the heavy-duty latch for opening the console.

Image not found or type unknown



Chaparral places the hinges in the walkway so more of the console pulls aside, making it easier to step into the compartment.



The stainless-steel sink, shower and opening port come standard while the flush toilet is an upgrade.


The Bow. The center section of the stainless-steel-framed tempered glass windshield opens for easy passage to the 30 Surf's bow. Below, an air dam can also be closed to seal off the bow area. A hatch in the starboard console opens to provide access to storage and to the helm rigging. Up front, the seats are set up for passengers to travel facing forward with backrests that wrap all the way around. Armrests fold up on each side and outboard are cupholders with speakers just ahead in the gunwales. A fiberglass table installs in a bracket and can be upgraded to teak. There are rails on the deck on each side and the bottom cushions are hinged and pick up to access molded lockers. Under the center cushion in the bow is an insulated cooler. Forward, the standard power windlass includes 270' (82.30 m) of rope, 15' (4.57 m) of chain, an appropriately sized anchor and footswitches on the foredeck plus another one at the helm.

Image not found or type unknown



The bow seats look deep enough that an adult would sit in them and be up to his/her shoulders.

Image not found or type unknown



The heavy-duty acrylic air dam closes off the bow passage.



For a luxury touch, armrests fold up to add an extra level of comfort.



These ladies have plenty of space and notice that the seats angle down at the aft end, creating a more comfortable seat and providing better lumbar support.




An optional filler cushion can be used to turn the bow into a large playpen.



The side bottom cushions have articulating hinges that hold them up but will also make sure they stay down when the boat is running.


The Cockpit. Working our way back into the 30 Surf's cockpit, abaft the port bucket seat, an L-shaped lounge wraps aft to the passageway to the stern. To starboard is a lounge that can seat two to three. There are stereo speakers, grabrails and cupholders in the gunwales on each side and the same table that can secure in the bow can be clicked in place in the cockpit. Storage is beneath all the bottom cushions and there's a spot to stash a 36-quart (34.07-L) cooler. Push a button at the helm and the entire seat structure raises on a power ram to provide access to the engine.

Image not found or type unknown



The primary seat in the cockpit is a lounge that wraps around to port with a full-height backrest.

Image not found or type unknown



There's open storage under the two portside lounges and Chaparral adds a dedicated space for a carry-on cooler.

Image not found or type unknown



All Rights Reserved © 2024 BoatTEST.com, LLC

The engine hatch opens high enough to provide adequate access and check out the stainless-steel structures for the sun lounge backrests. First class.

The Stern. New on the 30 Surf are the convertible backrests for the stern lounge. Move the front one forward and slide the rear one all the way aft to create triple-wide chaise-style lounge. A recessed transom door closes off the starboard-side passageway. Aft, Chaparral's exclusive Infinity Power Step swim platform folds down beneath the water's surface to facilitate reboarding for people or pets. It's finished in SeaDek mat in slate or dune colors.



Here we see the aft lounge with the backrests set up back-to-back.



Extend the aft headrest and rotate the front piece to create a comfortable chaise lounge for mom to relax on while watching the kids swim.



The combination of the extended swim platform and the forward-facing drive make sure the propellers will never be near people in the water.



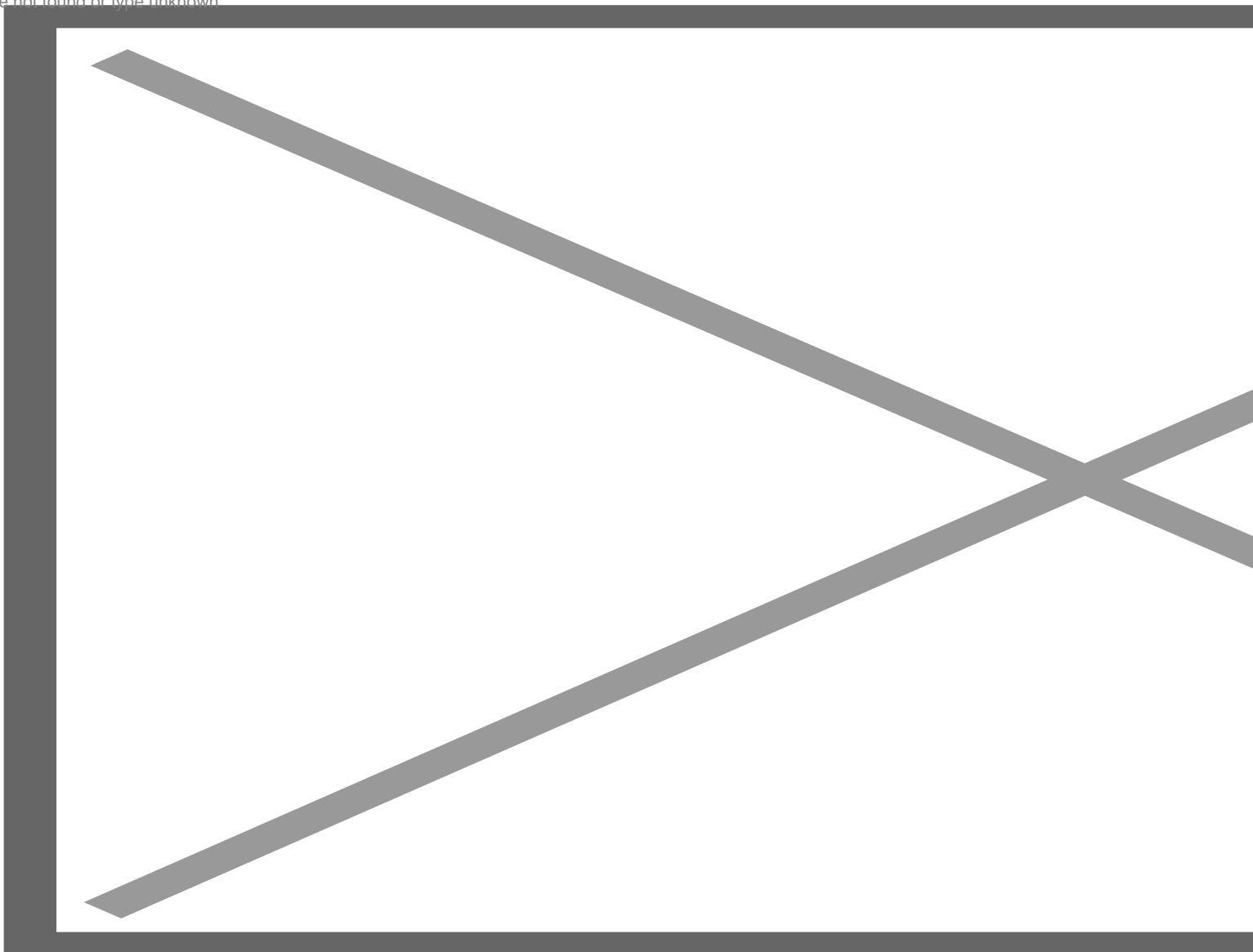
The Infinity Power Step provides a stairway to the water and the drive automatically moves with it.

Performance

The Specs. The 30 Surf has an LOA of 30'2" (9.20 m), a beam of 9'0" (2.74 m) and a draft of 37" (93.98 cm). She has an empty weight of 8,200 lbs. (3,719.46 kg) and with three people on board, 35 gallons (132.49 L) of gas and test gear, we had an as-tested weight of 9,015 lbs. (4,089.14 kg).

With the 430-hp Volvo Penta V-8 EVC Forward Drive wound up to 5700 rpm, we reached a top speed of 47.0 mph. We recorded best cruise at 4000 rpm, where we ran 31.1 mph and burned 12.0 gph, which translated into 2.6 mpg and a range of 233 statute miles while holding back 10 percent of the boat's 100-gallon (378.54-L) fuel capacity. At a surfing speed of 10.9 mph, the 30 Surf burns 8.5 gph, which means she covers 1.3 miles per gallon, giving her an endurance rating of 10.5 hours.

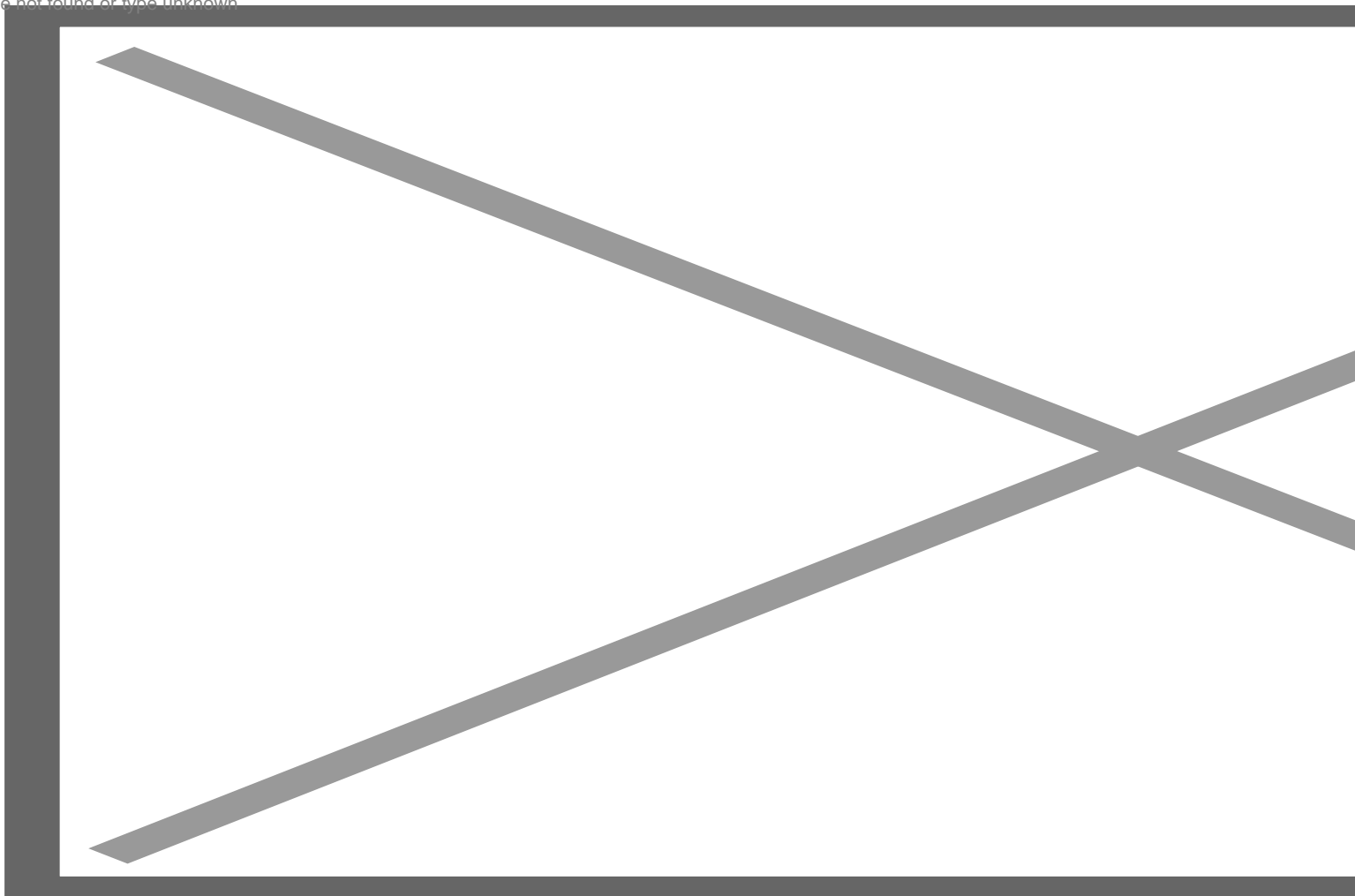
Image not found or type unknown



When the surfing is done, the 30 Surf can get up and run thanks to her trim-able sterndrive

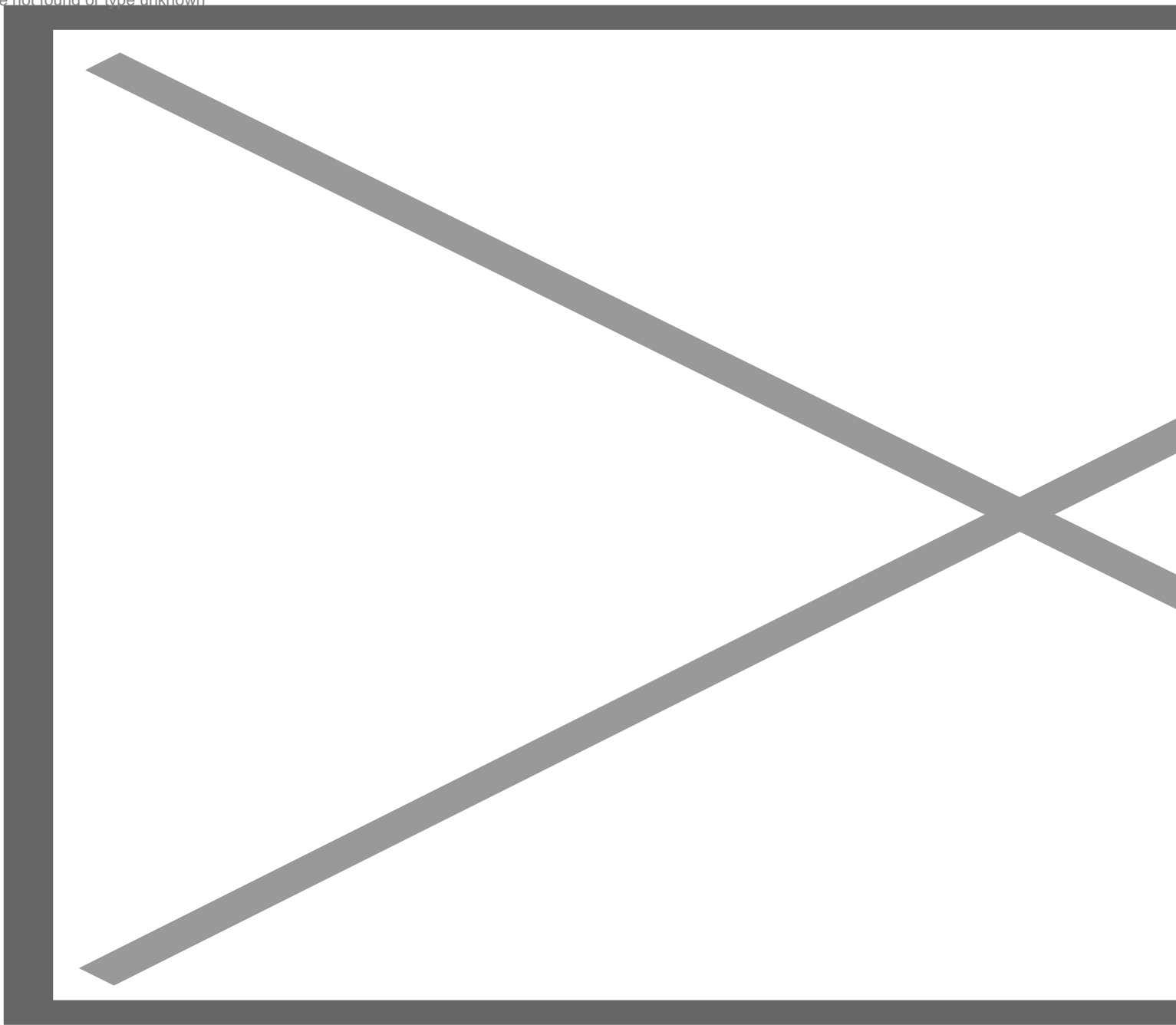
In acceleration tests, the grip of the Forward Drive thrust the 30 Surf on plane in just 4.5 seconds. She ran to 20 mph in 7.1 seconds and continued through 30 in 11.7 seconds. When we eased back on the throttle, she stayed on plane at 12.2 mph.

Image not found or type unknown



Slow it down and a surfer can chill and cruise in the wakes.

Image not found or type unknown



Or he can get aggressive and carve some cutback turns in the waves.

Handling. Having the props on the front of the drive gives them maximum bite in clean, dense water. This means that the 30 Surf will carve tighter turns than a similarly sized bowrider with a conventional stern drive. It's neither a pro nor con, just something a driver should be aware of. Conditions on our test day were flat, so the only rough-water ride we could experience was crossing our photo boat's wakes and the 30 Surf cut through without missing a beat. Around the docks, she feels like a conventional sterndrive, which gives the

30 Surf an advantage over inboard-powered boats.

Chaparral 30 Surf Base Retail Price

With a 430-hp Volvo Penta V-8 EVC 2.14 DP FFP: \$193,825.

Options To Consider (not mentioned in article)

- JL Audio Sound System Upgrade
- 2 Tower Speakers
- Diamondback Board Racks
- Stainless-steel transom shower
- Bowrider filler cushion
- Stainless steel refrigerator
- Surf Gate Wrist Band Control
- Ski mirror



When an owner adds the optional refrigerator, it's installed in the helm console. Just above is a drawer that can be removed to provide access to the back of the screens.

Observations

The 30 Surf is the largest wakesports-dedicated boat available, regardless of the propulsion system, but it's not so large that it's driving people away. Dealers can't keep them in stock. The Malibu Surf Gate and the ballast creates wakes that are good enough for the majority of surfers. The space and luxury that come in what is basically a 30' bowrider will probably appeal to buyers who want a high-end watersports boat.