

# Ocean Alexander 27E (2021-)

## Brief Summary

Ocean Alexander has launched a new line of cruising yacht that brings mega-yacht capabilities to a new set of yacht buyers. As the boomer generation ages out of the industry, millennials are coming aboard with a new set of standards and desires. Ocean Alexander has met the demands with its new Explorer Series.

## Price

**Base Price**\$6500000.00


*Prices, features, designs, and equipment are subject to change. Please see your local dealer or visit the builder's website for the latest information available on this boat model.*

## Test Results

RPM	MPH	Knots	GPH	MPG	NMPG	STAT. MILE	NM	dBa
650	6.5	5.7	3.8	1.7	1.5	3365	2926.3	52.9
1000	9.8	8.5	13.3	0.7	0.6	1450	1260.6	52.2
1250	11.9	10.3	30.1	0.4	0.3	779	677.5	53.6
1500	14.1	12.2	44.9	0.3	0.3	616	535.9	56.2
1750	16.2	14	70.1	0.2	0.2	454	394.4	57.5
2000	19.9	17.3	111.3	0.2	0.2	352	305.9	60.2
2200	23.2	20.1	145.3	0.2	0.1	314	272.7	67.2
2350	25.6	22.3	170.5	0.2	0.1	295	256.9	70.7

[View the test results in metric units](#)

Image not found or type unknown



# Specifications

Length Overall	88' 3/4"   26.84 m
BEAM	20' 6"   6.25 m
Dry Weight	212,525 lbs.   96,400 kg
Tested Weight	233,350 lbs.   105,845.77 kg
Draft	5' 9"   1.75 m

Draft Up	
Draft Down	
Air Draft	
Deadrise/Transom	
Max Headroom	
Bridge Clearance	29.56'   9.01 m
Weight Capacity	
Person Capacity	
Fuel Capacity	2,980 gallons   11,280 L
Water Capacity	450 gallons   1,700 L
Length on Trailer	
Height on Trailer	
Trailer Weight	
Total Weight	233,350 lbs.   105,845.77 kg
Aft Deck	
Salon Inside Width	
Salon Fore & Aft	


Salon Height	
Salon Volume	
Galley Volume	
Master SR Width	
Master SR fore & Aft	
Master SR Overhead	
Master SR Volume	
Eng. Room Volume	

## Acceleration Times & Conditions

Time to Plane	
0 to 20	
Ratio	
Props	46x37.5x4 nialbr
Load	3 persons; 1,266 gal. fuel; 473 gal. water; 50 lbs. gear
Climate	64 deg.; 42 humid; winds: 0-5; seas: 0

By Capt. Steve Larivee

Image not found or type unknown



**This new 27-meter yacht from Ocean Alexander brings cruising destinations thousands of miles away within reach, without having to break the 100-foot barrier. With her relatively shallow draft, she can also get where the big boys can't.**

## Overview


Ocean Alexander reached out to its longtime design collaborator Evan K. Marshall to draw up plans for its new line of cruising yachts, the Explorer Series. The first of the lineup not only has the cruising legs for distant horizons, but she can also carry a multitude of water toys along with her thanks to a newly designed aft platform. With a draft of only 4'2" (1.25 m), owners will be hard-pressed to find destinations that she cannot access.

## Features Highlights

### Platform

The aft platform is one of the major highlights of this new yacht. Not only is this aft toy storage area vast, measuring in at nearly 224.96 sq. ft. (20.9 sq. m) with the mezzanine deck, but launch and retrieval can be done with a standard portside crane or by completely submerging the entire platform. Even with the water toys lined up, there's still plenty of room to move about the deck. The simple fact that this yacht is designed to carry a number of watercraft is a testament that she's meant to explore the vast reaches of the globe and not just casually pass by.

Image not found or type unknown



**Notice the vertical division line just behind the rubrail. From that point back, a wing folds out adding to the huge space of the aft submersible platform. This brings guests closer to the water while still providing storage or launch space for the array of water toys. Stairs lead to the expansive bridge deck while wide sidedecks lead forward.**

## **Exterior Gatherings**


The cockpit is accessed by a dual set of curving stairs to both sides of the aft deck. It is here that in true OA style, a large aft-facing lounge welcomes guests to the first of many entertainment venues throughout this yacht and gives unprecedented views through the glass partition just aft. With her symmetrical layout, wide sidedecks progress forward to an expansive forward-facing bow lounge behind a large sunpad.

If not content to settle for just relaxing in the sun, the bridge deck offers yet another exterior gathering area, only this time it includes not only an enormous forward wraparound aft-lounge but a wet bar and grill.

In the aft corners of the main deck are large stainless-steel rollers ahead of a warping winch and a bollard-style cleat. On the port side, a locker in the gunwale has the controls for the crane plus a foot pedal for the aforementioned winch. The starboard side has the same setup, except the locker houses the controls for the balcony that lowers to expand the cockpit and a wired remote for the aft submersible deck.




Image not found or type unknown



Heavy-duty rollers, warping winches and bollards are in the aft corner of the main deck on each side.

Moving forward, the side decks are 21" (53.34 cm) tall and there's 7'1" (2.16 m) of overhead clearance. The sky lounge overhang extends out 24" (60.96 cm). Bulwarks dip down at amidships to improve the view from the salon, but rails still provide safe passage forward. Closer to the bow, the bulwarks rise to 41" (104.14 cm).

Image not found or type unknown

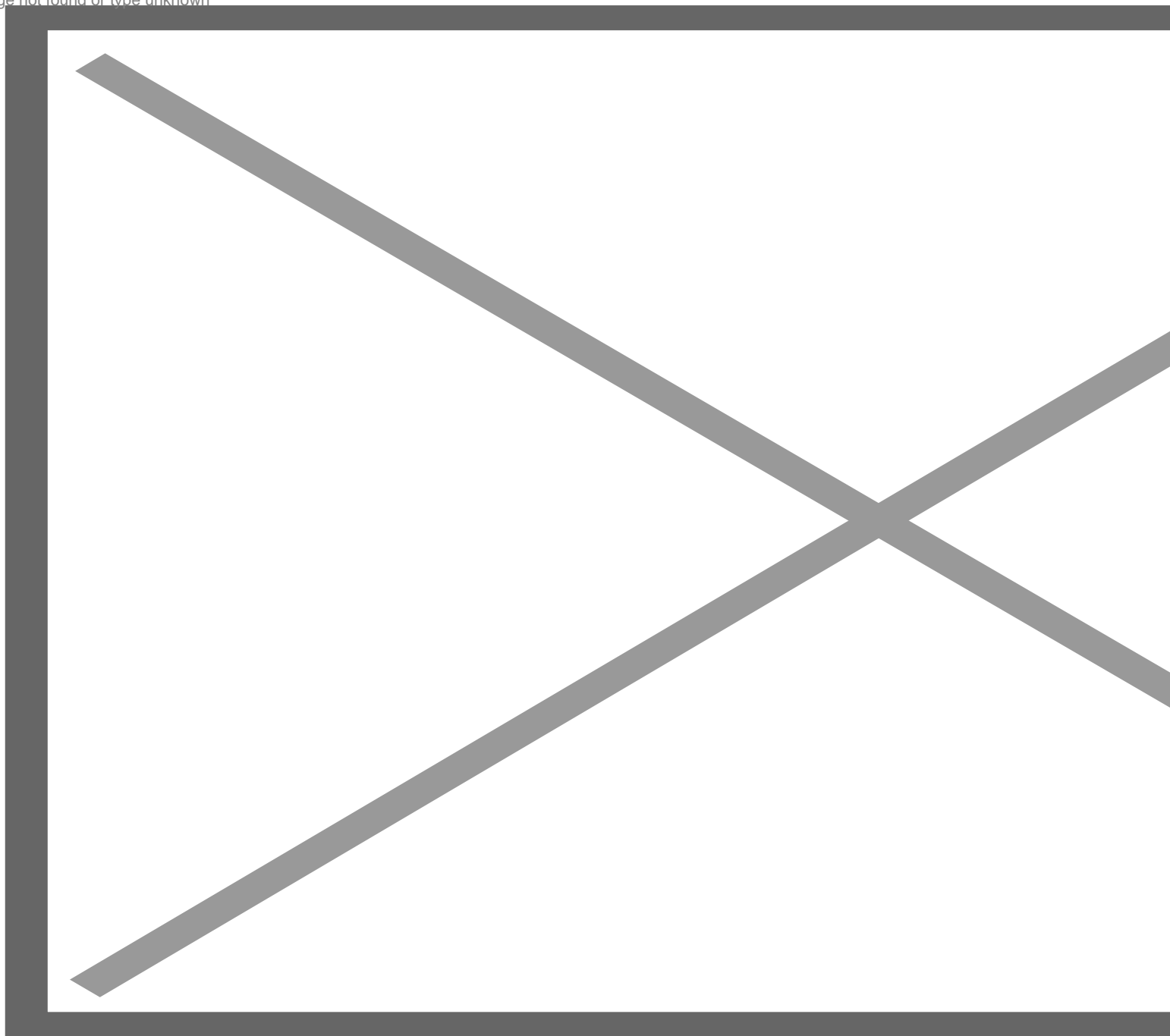


There's a single pull-up amidships cleat on each side. We think there should be at least one more on a boat of this size.

Guests can enter the bow gathering area from the port side and there are forward- and aft-facing lounges with a sofa just ahead of the windshield. On the forward side of the center walkway is a flat sunpad with adjustable backrests. A shade can be erected on stainless-steel stanchions.

Forward, the ground tackle is forward on a raised platform and has dual large rollers, heavy-duty bollards, foot controls for two Ultra windlasses and chain stoppers. The chain rode drops into a locker below. Anchors retract into stainless receivers and there are scuff plates below.

Image not found or type unknown



Dual Ultra windlasses are installed on a raised platform to help keep the bow area clean.

## Bridge Deck Layout

Ocean Alexander 27E

The bridge deck includes both exterior and interior entertainment venues that can be joined seamlessly by opening glass doors.

## Interior

If the exterior didn't convey to anyone that this yacht has a fresh and modern look, the interior will remove all doubts. Thanks to a generous 20'7" (6.29 m) beam, the 27E takes a page from the OA Revolution Series' success and creates an interior that is at once spacious and functional.

From the aft bridge deck, there's a sky lounge just ahead that converts the entertainment to more climate-controlled luxury. Opposing seating consists of an L-shaped settee across from two free-standing chairs.

Image courtesy of Ocean Alexander  
**Ocean Alexander 27E**

The skylounge offers a more informal gathering area with astounding views.

Image courtesy of Ocean Alexander  
**Ocean Alexander 27E**

Large glass doors separate the interior gatherings from the exterior and can be opened for a seamless transition between the two.

Down on the main deck, the massive salon is just abaft the formal dining room for eight, both located on a single level. Extremely large windows, perhaps better classified as glass walls, pour natural light into this main deck and the design stylings keep the luxury feel intact as we move about.

Image courtesy of Ocean Alexander  
**Ocean Alexander 27E**

The salon takes full advantage of the 27E's wide beam while still allowing for side deck space to both port and starboard. Carpeting leading to a marble deck shows the transition from relaxation to formal dining. Soft tones highlight the interior's luxury.

Image courtesy of Ocean Alexander  
**Ocean Alexander 27E**

Looking aft from the dining area for eight, we can see the seamless blend of this space with the salon and the expansive windows flooding the area with natural light.

Image courtesy of Ocean Alexander  
**Ocean Alexander 27E**

A forward bulkhead with a discreetly hidden door separates the dining area with the forward galley.

Further forward, the galley is hidden behind a door and includes separate access to the skylounge via another staircase to the port side. An informal dining area is to port in the form of an L-shaped settee with

the day head located just abaft.

Image not found or type unknown



The main deck includes the salon, dining room and galley. While these areas are separate and distinct, they are all on the same level with no steps or stairs to impede passage.

Ocean Alexander 27E

The galley is fully equipped with modern appliances. To port is an informal dining area. The day head is adjacent to the stairs to the sky lounge.

Ocean Alexander 27E

The galley's informal dining space includes an expandable table on a hi-lo pedestal. Notice the door to the aft dining lounge just to the left of the sky lounge staircase.

## Accommodations

Four staterooms are all on the lower deck and none are lacking space. Each includes a private ensuite.

Part of what keeps the interior spaces so large is the decision to put all four staterooms, including the master, on the lower deck. Interestingly, every cabin still maintains the roominess that OA is so well known for. While customizations abound, hull #1 features a forward VIP with a queen-sized berth mounted at an angle to the starboard bulkhead, a sitting area to port and an ensuite. Just abaft, twin cabins, each with its own ensuite, flank the companionway leading aft to the master stateroom.

#### Ocean Alexander 27E

The VIP berth is mounted at an angle with the head against the starboard side.

#### Ocean Alexander 27E

This twin berth cabin is one of two that mirror each other and flank the companionway aft to the master.

The master suite is amidships and includes a king-sized berth and another sitting area. This stateroom also includes two ensuites so there's no fighting for space when both owners are getting ready for an exciting day on the water.

#### Ocean Alexander 27E

The master is full beam with the king-sized berth on the centerline.

#### Ocean Alexander 27E

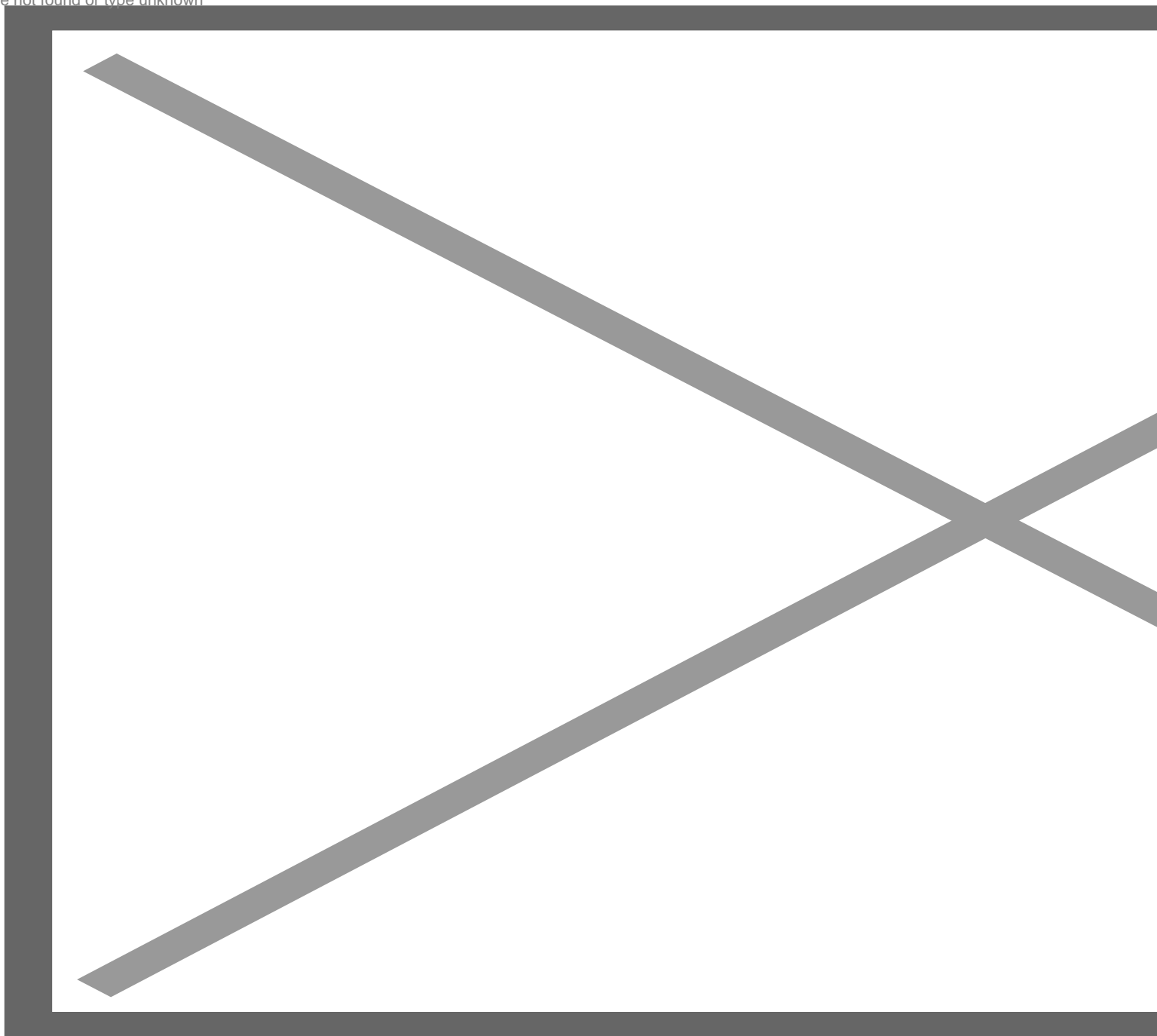
A convenient vanity with storage fronts a massive hull side window. Just aft is the entrance to one of the staterooms twin ensuites.

To the opposite side is a sitting area beneath another hullside window. The second ensuite entrance is just behind.

**Crew and Captain's Quarters.** The door to the crew quarters is in the port side deck. Alongside the stairs is an Octoplex touchscreen for the boat's systems as well as monitoring screens. The crew space has a galley with a Whirlpool microwave above the sink and a two-burner Kenyon stove. A 32" (81.28 cm) TV is across from a lounge and table.

Two crewmembers sleep in over-under berths and there is a hanging locker. Aft are the side-by-side washer and dryer with a refrigerator underneath.


Image not found or type unknown



The crew space on the 27E looks more inviting than the guest quarters on some boats in class.

A watertight door in the boat deck opens to stairs that lead to the lazarette. Using open stairs in this area is smart because it provides a clear view to the steering immediately aft. The captain's cabin is in this area with a single berth, TV and work desk.





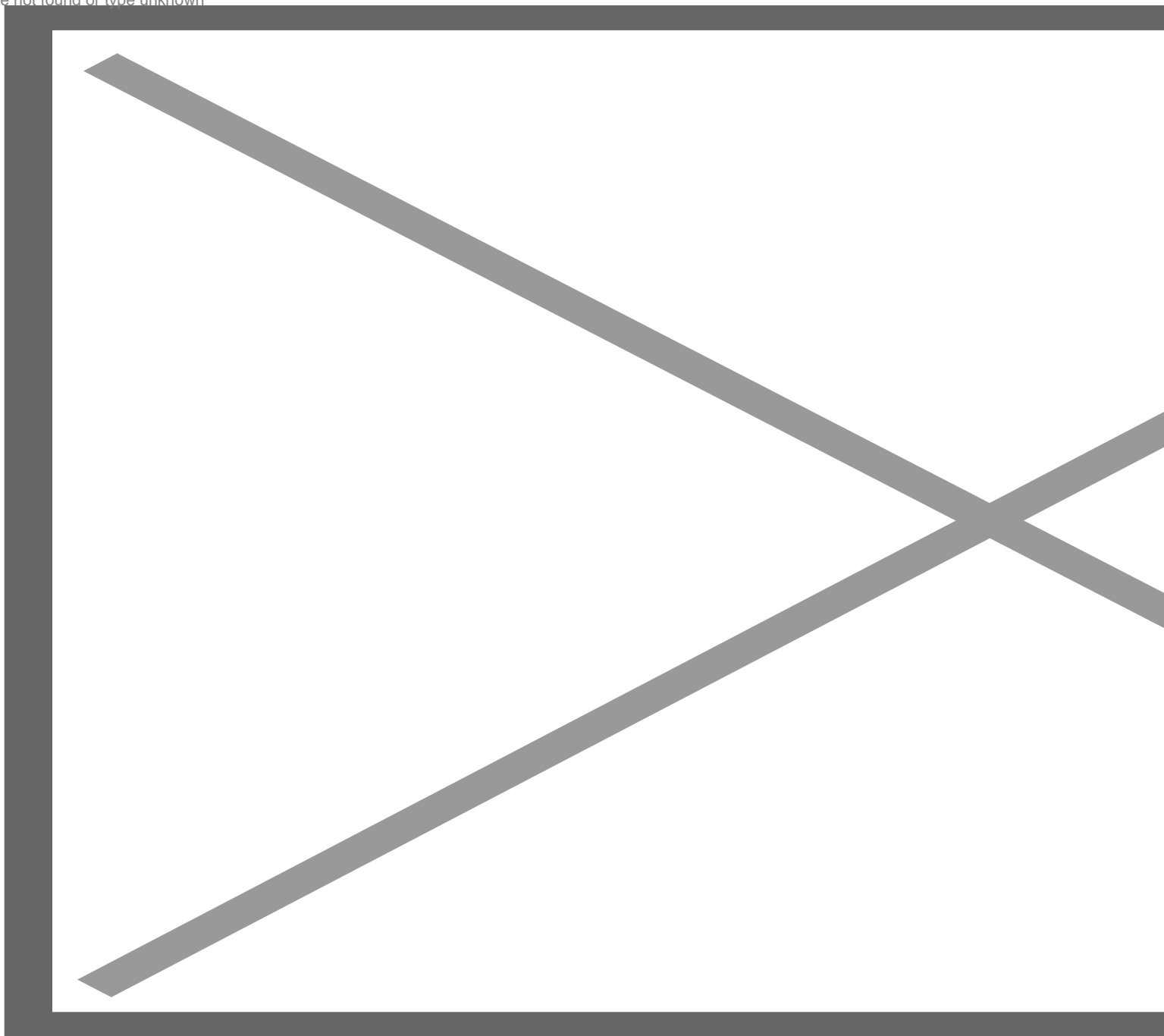
Our own captain was impressed with the comfort and feel of the captain's cabin on the 27E.

**The Engine Room.** Just ahead of the captain's cabin is the entrance to the engine room. Just inside are the main battery switches. My first impression is that there's plenty of room to work. There's 33" (83.83 cm) of space between the twin 1,600-hp MAN V10s and forward are the engine black boxes just above the twin fuel-water separators for each one. Overhead clearance is 6'10" (2.08 m). Aft the port engine is the

blackwater treatment system just below the tank and the power takeoff for the hydraulics is just above. Four Dometic air conditioning units are under the Delta T exhaust vent and below is one of two 32-kW generators. Ahead are the automatic firefighting system and the remote breakers for the Octoplex system. At the aft end of the starboard engine are the hydraulics for the Side-Power thrusters, the second power-takeoff and the independent motor for the Zero Speed stabilization.


Two main fuel tanks feed twin-day tanks and there are sight tubes protected in stainless-steel frames. The 27E has a fuel polishing system with manifolds and a clearly laid out schematic that the crew can easily follow.

Image not found or type unknown



One word could take care of the engine compartment description — spacious. There's plenty of room to work for equipment and maintenance.

Image not found or type unknown



The schematic for the fuel polishing system is an example of the details that Ocean Alexander focuses on that make it easy to maintain the 27E.

Image not found or type unknown

There's no automatic switching between the two 32-kW Kohler generators. Each can handle the complete electrical requirement so start whichever one has the lowest hours.

To simplify maintenance, Ocean Alexander installs all the plumbing equipment in a separate under-deck compartment accessible via a hatch in the sole outside the guest quarters. It doesn't have the headroom of the engine compartment, but in this area are the water heater, expansion tanks and water manifolds are all

in this area.

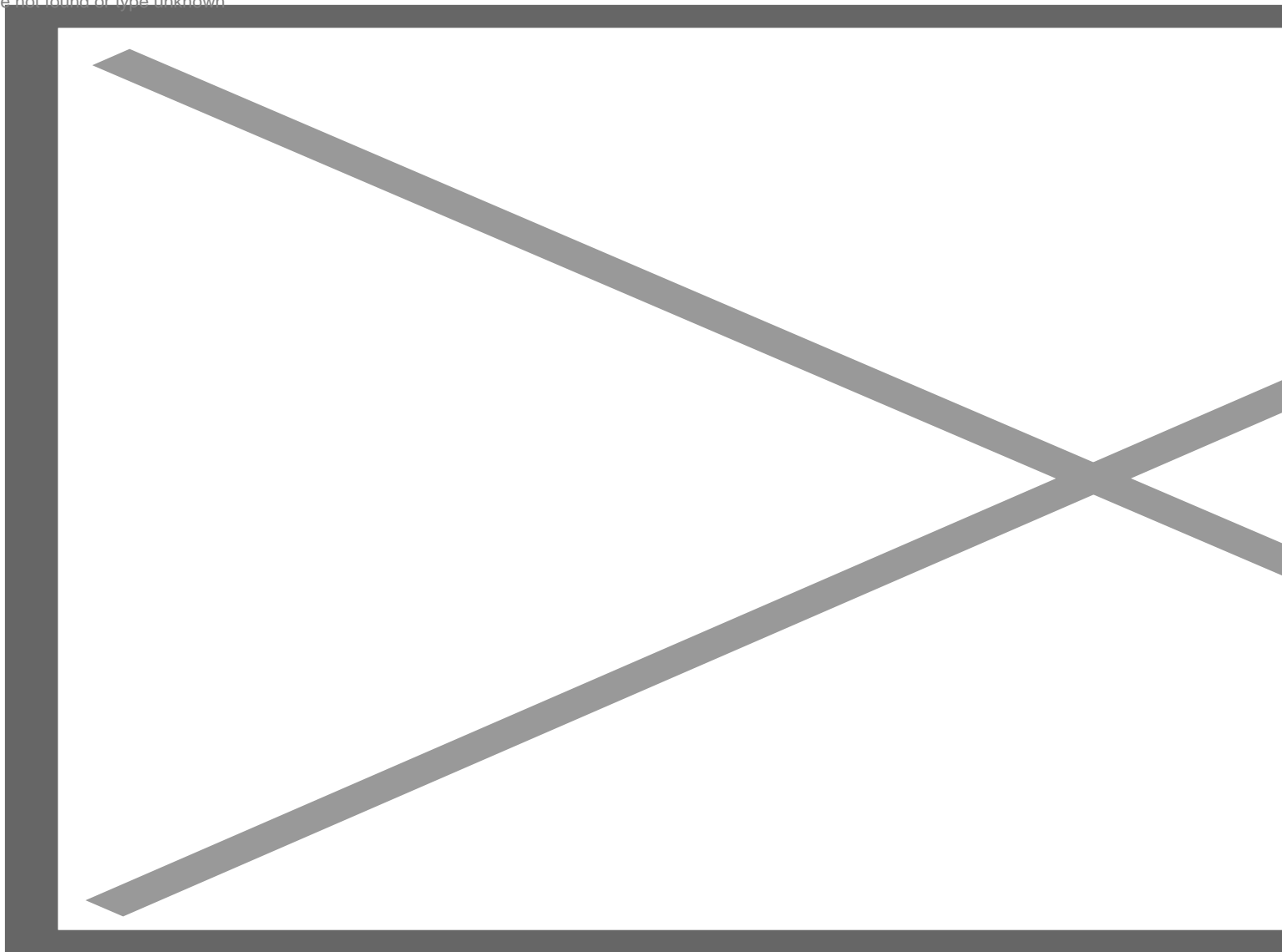
## Ocean Alexander 27E Performance

When it came time to get underway, I used the wired remote from the aft deck to hold the 27E in position while the crew untied the lines. I liked that I could walk back and forth to get a view of both sides of the yacht as I pulled out.

**The Helm.** Once we were clear of the dock, I headed up to the helm, which is forward to starboard on the skylounge level and shows Evan K. Marshall's design stylings with an elevated, adjustable panel housing three 24" (60.96 cm) displays. There are dual VHF radios, dual engine-monitoring screens and a large compass. Just behind the compass is the autopilot and alongside it are the engine controls, the thruster joysticks and the stabilizer controls with zero-speed stabilization. In keeping with the new model's modern, contemporary looks, the steering wheel is a three-spoke stainless-steel model. Visibility is good through the double windshields and there are defrost vents.


There are two helm seats and an observer's seat. Each is electrically controlled and has flip-up armrests, a bolster and a fold-up footrest. The captain's seat is centrally positioned and has controls in the right armrest. To port is a desk with a good-sized workspace.

Image not found or type unknown



Three screens provide all the systems and navigational information a captain could want and the panel angle is adjustable.


Image not found or type unknown



The three helm seats slide fore and aft electrically and have folding armrests, bolsters and footrests plus an adjustable-height headrest.




Image not found or type unknown



During an extended passage, the captain can sit back and relax, knowing he can control everything with this panel in the left armrest.

Image not found or type unknown

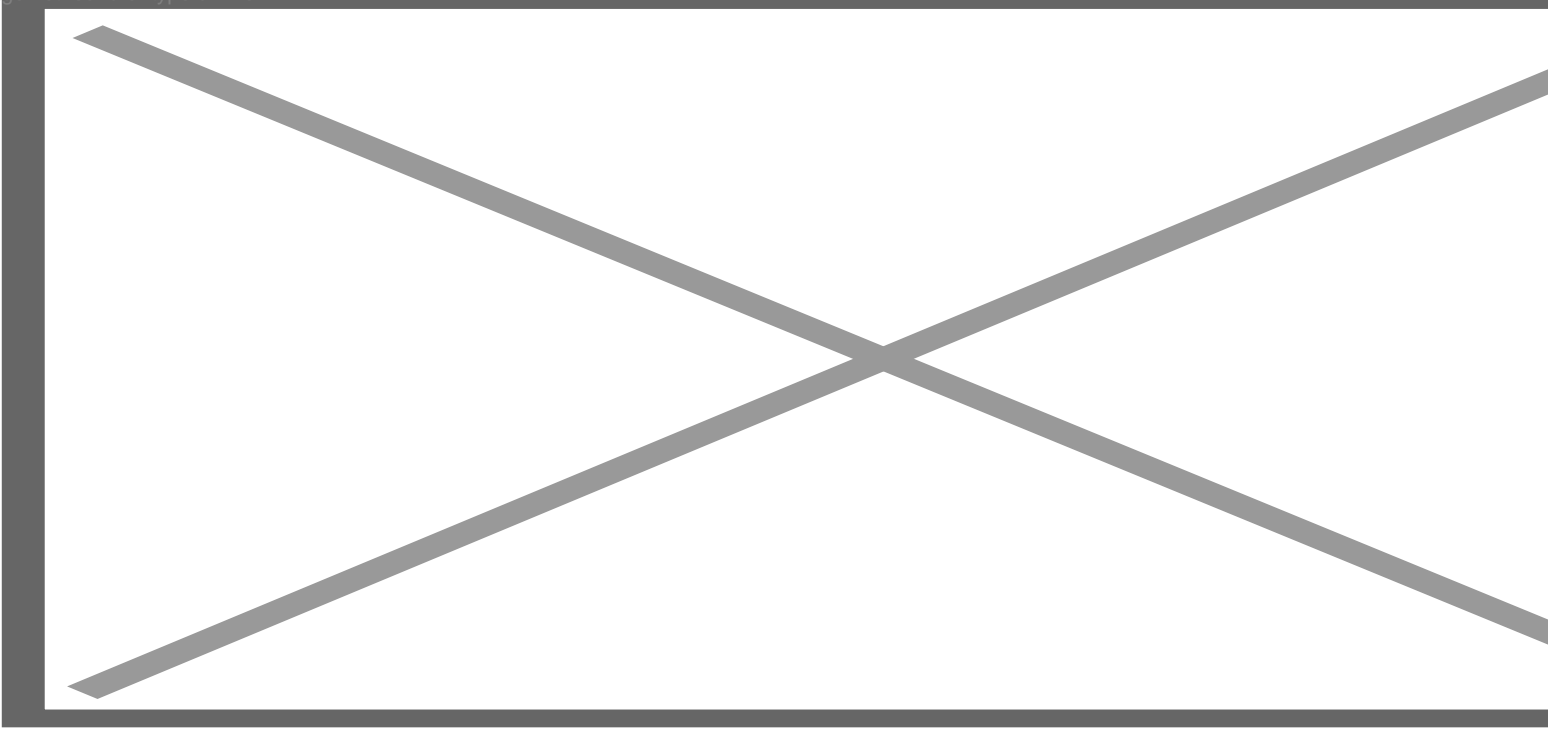


The remote control for docking lets the captain move about the aft deck and keep everything in sight.

**The Numbers.** The 27E has an overall length of 88' 3/4" (26.84 m), a beam of 20'6" (6.25 m) and a draft of 5'9" (1.75 m). She weighs in empty at 212,525 lbs. (96,400 kg) and with 58% fuel, 72% water and three people on board, we had an estimated test weight of 233,350 lbs. (105,846 kg). Total fuel capacity is 2,980 gallons (11,280 liters).

With flat calm conditions and the twin 1,600-hp MAN V10s run up to 2350 rpm, we topped out at 22.3 knots. There wasn't a true best cruise, because the desired distance to cover will directly affect speed. We settled on 1750 rpm and 14 knots, where she burned 70.1 gph and covered .2 nautical miles per gallon of fuel, resulting in a range of 394.4 nautical miles. Drop down to 1000 rpm and 8.5 knots and the 27E can cover 1260.6 nautical miles.

Image not found or type unknown




Wind up the 27E's 3,200 hp and she'll top 22 knots. Our test day served up flat-calm conditions so we couldn't speak to her rough-water handling, but based on our experience with Ocean Alexander, she should be a smooth operator.

**Handling.** Once underway, the 27E is remarkably responsive to the helm, so she must have huge rudders to provide that low-speed response. Even in tight confines, she's comfortable and has reassuring confidences.

At a cruise setting of 2200 rpm, she'll take 22 seconds to come around 180 degrees. Back at the marina, he hardly used the thrusters to swing around for stern-to docking. She steers positively in reverse with one engine or the other pulling in the direction the captain wants to maneuver to.

Image not found or type unknown



Her length, redundant systems and helm setup could make the 27E a dream yacht for owner/operators.

## Observations

Ocean Alexander never does anything piecemeal. This yacht has been in the gestation period for years before the first drop of hardener was mixed with resin. As such, many of the little details that haunt a new build have been worked out from the onset. With her design stylings and attitude towards exploration and long-range, this new yacht may very well set the standard for explorer yachts for the next generation. Built entirely of fiberglass, the 27E stays true to explorer yacht tradition with a shallow draft of just 4'2" (1.25 m)

allowing not only access to many harbors that traditional deep draft aluminum or steel-hulled yachts would find inaccessible, but she can also cuddle up to some of the more exotic beaches around the globe.