

# Jeanneau Yachts 60 (2021-)

## Brief Summary

In its new 60 sailing yacht, Jeanneau sought to create a boat that “demonstrates optimal agility in its class, thanks to a long waterline and carefully balanced distribution of living space.” She measures 59’11” (18.28 m) length-overall with a waterline length of 55’2” (16.82 m) and a beam of 17’0” (5.2 m).

## Price

Base Price

## Specifications

Length Overall	59'12"   18.28 m
BEAM	17'1"   5.2 m
Dry Weight	44,467 lbs.   20,170 kg
Tested Weight	
Draft	
Draft Up	
Draft Down	
Air Draft	
Deadrise/Transom	
Max Headroom	
Bridge Clearance	

<b>Weight Capacity</b>	
<b>Person Capacity</b>	
<b>Fuel Capacity</b>	84 gallons   318 L
<b>Water Capacity</b>	101 gallons   380 L
<b>Length on Trailer</b>	
<b>Height on Trailer</b>	
<b>Trailer Weight</b>	
<b>Total Weight</b>	
<b>Aft Deck</b>	
<b>Salon Inside Width</b>	
<b>Salon Fore &amp; Aft</b>	
<b>Salon Height</b>	
<b>Salon Volume</b>	
<b>Galley Volume</b>	
<b>Master SR Width</b>	
<b>Master SR fore &amp; Aft</b>	
<b>Master SR Overhead</b>	


Master SR Volume	
Eng. Room Volume	

# Acceleration Times & Conditions

Time to Plane	
0 to 20	
Ratio	
Props	
Load	
Climate	

## Editor's Report by Eric Colby

Image not found or type unknown



The Jeanneau Yachts 60 has a new sleek profile that the company says will define its sailboats going forward.

Jeanneau said it focused on “way of life on board” with the 60’s deck plan, including dedicated living spaces, a galley belowdecks and an optional one in the cockpit. For customization and versatility, an owner can choose among 19 possible interior layouts.



Image not found or type unknown




Here we see the plan with the full-beam master stateroom and some of the possible options available throughout the boat.





Image not found or type unknown



If more passenger space is needed, add a cabin aft to port. There seem to be endless choices.

## Freedom of Choice

Starting with the forepeak, an owner can select a sail locker, crew quarters or a sixth cabin. Working aft, two versions of the larger forward cabin are possible, either an owner's stateroom or a cabin with a double berth. In a clever conversion, the latter can be transformed into an owner's cabin with a central partition that slides into a storage space similar to a pocket door without requiring tools or hardware. This enlarges the berths or converts them to a sofa.




Image not found or type unknown



Regardless of the accommodations plan, the Jeanneau 60's cabins have a spacious, open feel.

Amidships, the salon to starboard can be configured in three different ways. It starts with a sofa and an accompanying chart table, a cabin with a pullman berth or an open plan with two armchairs. To port is a large horseshoe-shaped lounge around a table and the standard galley. Regardless of the choice, the Jeanneau Yachts 60 has hullside and cabin-house windows that let in abundant natural light.


Image not found or type unknown



The salon has space for a crowd to enjoy dinner around the table to starboard or relax on the lounge to port. Notice the chart table at the forward end.


Finally, the aft stateroom is a full-beam master with the berth to starboard facing forward, a hanging locker and the en suite head to port. The garage is aft and has separate access.





The full-beam master has a small sofa-style lounge where the owner can enjoy some quiet time.

Image not found or type unknown





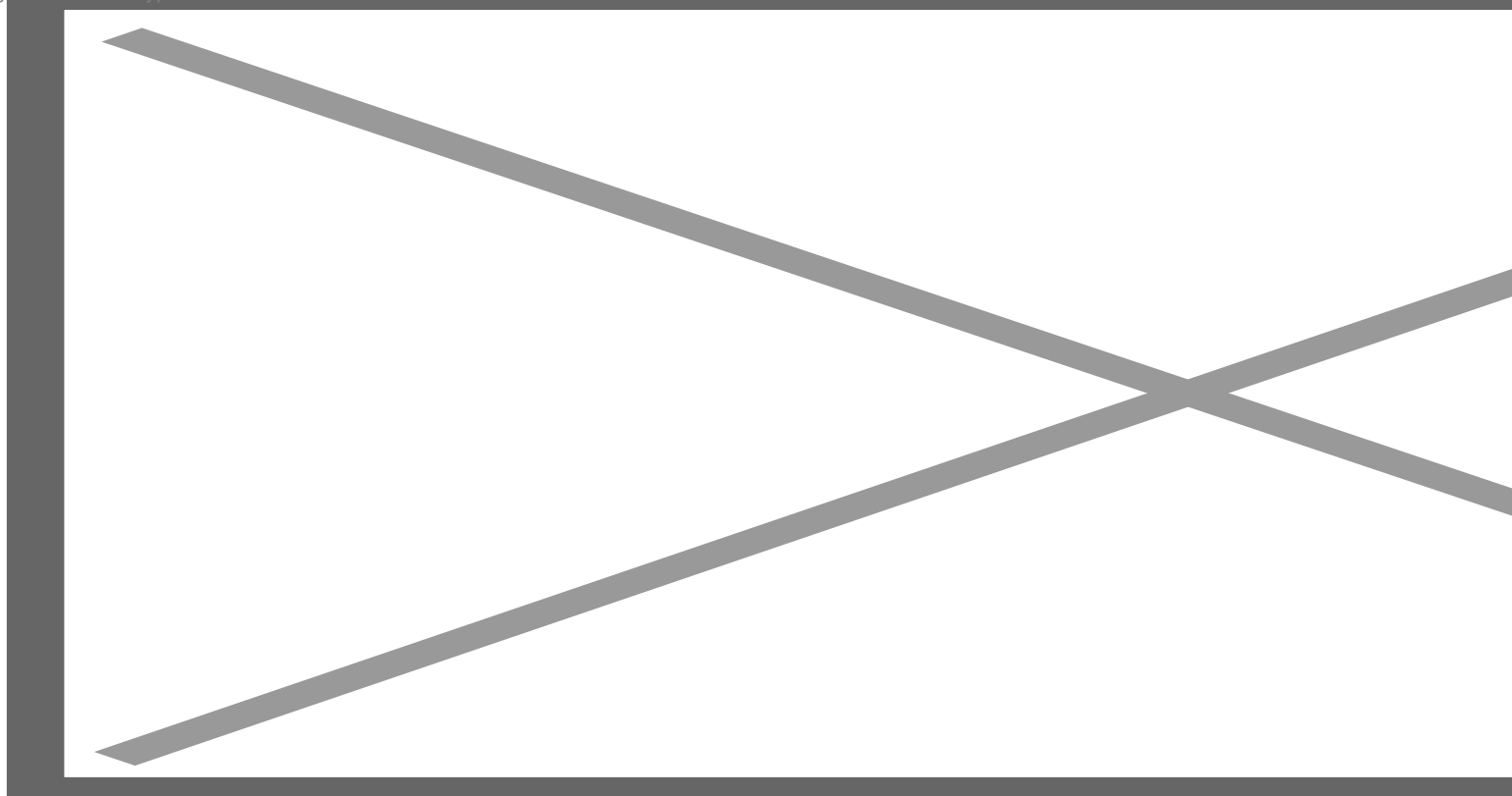
The galley is compact but efficient with a full complement of appliances and lots of storage.

Two varieties of wood are offered, open-pore varnished teak or light oak, each with matching boards in the sole. Upholstery includes five fabrics and leathers by Foglizzo. Three different cabin color schemes, Sand, Macchiato and Royal Blue, are offered to personalize the headboards and trim around the berths.

## Open Spaces

On deck, the Jeanneau Yachts 60 has an open plan with angled side decks intended to make it easier to move about. The goal of designer Andrew Winch and the Jeanneau in-house team was to create a sensation of being closer to the sea. The deck layout features an inverted bow, a hull chine, an integrated bowsprit and a high sheer line.


Image not found or type unknown



There's open passage from bow to stern on the Jeanneau Yachts 60's deck and look at the space forward of the dual helm stations.

There are dual helm stations aft in the cockpit with winches for the sails just ahead on each side. Forward of these are long lounges ahead that have plenty of passenger space. A bimini can be erected over the helms and a dodger with isinglass panels protects the forward lounges.


Image not found or type unknown



Jeanneau says the 60 was designed for optimum performance with a long waterline length.

Aft, a fold-down section of the transom makes it easy to load a tender that measures just under 3 meters (9.84') and acts as a private beach.

Image not found or type unknown



Notice the fold-out section of the transom that acts as a private beach and opens access to the tender.

## Other Specifications

The Jeanneau Yachts 60 displaces 44,467 lbs. (20,170 kg) and has a standard keel draft of 8'4" (2.55 m) with a shallow keel draft of 6'10" (2.10 m). Standard sail area is 1,410 sq. ft. (131 sq. m) and her mast height above the waterline is 82'4" (25.1 m). Standard power is a 110-hp Yanmar inboard and an optional 150-hp upgrade is available. Fuel capacity is 84 gallons (318 liters) and she carries 101 gallons (380 liters) of freshwater.