

Outback Yachts 50 (2021-)

Brief Summary

Outback Yachts was founded on the philosophy that form follows function and the new Outback 50s is designed for boating families who like to engage in any kind of activities on the water. You have the availability of two or three state room arrangements, a saloon with the galley forward or aft and a huge aft deck set up for the way that you and the family plan to go boating. In the few short years the Outback 50 has been in production two legendary sailors have already purchased an Outback. Peter Harken, founder of Harken industries (a leading supplier of sailboat hardware), stated...you guys hit a home run with this design.

Price

Base Price

Prices, features, designs, and equipment are subject to change. Please see your local dealer or visit the builder's website for the latest information available on this boat model.

Specifications

Length Overall	56'3" 17.15 m
BEAM	15'6" 4.72 m
Dry Weight	40,000 lbs. 18,143.69 kg
Tested Weight	
Draft	3' 0.9 m
Draft Up	
Draft Down	
Air Draft	

Deadrise/Transom	
Max Headroom	
Bridge Clearance	
Weight Capacity	
Person Capacity	
Fuel Capacity	550 gallons 2,081.97 L
Water Capacity	150 gallons 567.81 L
Length on Trailer	
Height on Trailer	
Trailer Weight	
Total Weight	
Aft Deck	
Salon Inside Width	
Salon Fore & Aft	
Salon Height	
Salon Volume	
Galley Volume	

Master SR Width	
Master SR fore & Aft	
Master SR Overhead	
Master SR Volume	
Eng. Room Volume	

Acceleration Times & Conditions

Time to Plane	
0 to 20	
Ratio	
Props	
Load	
Climate	

Outback 50 feature.jpeg

She’s called the Outback 50, but her overall length is 56’3” (17.15 m) with a maximum beam of 15’6” (4.72 m).

Report by Eric Colby

Mission Statement

Outback 50 Activities


The Outback 50 is designed for a family of watersports enthusiasts who like to stay active.

The new Outback 50 is designed with a focus on what the company calls “outdoor living” at sea. She has a flying bridge that covers more than half of the boat’s length and a large open aft deck that serves as a headquarters for a variety of activities. Her main deck is available in three layouts and belowdecks, she can sleep up to six. Outback Yachts worked with Michael Peters Yacht Design to create a vessel that is extremely efficient, comfortable and has a draft of only 3 feet.

The Outback Story


Andrew Cilla’s entered the marine industry immediately upon graduation from college. His career has spanned 50 years with 42 as president of Luke Brown Yachts. Over this period of time he has been personally involved the sale of hundreds of vessels as well as assisting clients in new construction projects in half a dozen countries. Andrew has always been an active boater. The last seven boats he is owned he had built specific to the way he and the family enjoy yachting. It was always with an emphasis on providing comfortable outdoor living combine with safe offshore capability.

Image not found or type unknown



Andrew Cilla lived the dream of many experienced cruisers, designing and building a yacht in his vision.

He shared his vision with friends in the yachting industry and eventually worked with Michael Peters Yacht Design to draft the first Outback 50. Once the design was refined, they partnered with John Olson of Offshore West, Inc., in Newport Beach, Calif., which is the distributor for Offshore Yachts built by Kha Shing Enterprises in Taiwan. Cilla convinced Olson to become president of Outback Yachts and manage the construction of the boats at the Kha Shing yard. Hull #1 is Cilla's personal boat and was launched in 2019.

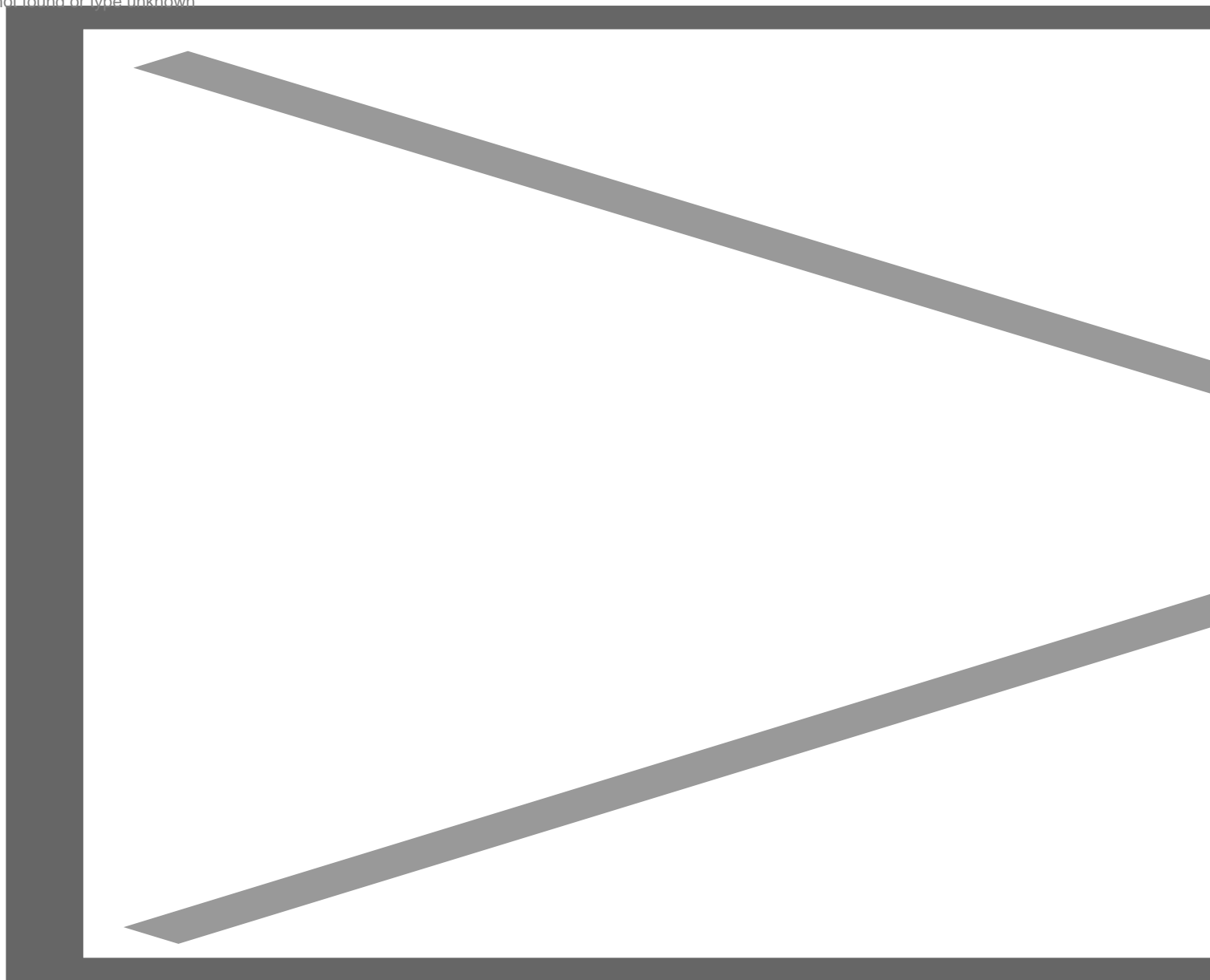


Michael Peters (left) and John Olson (right).

Outback 50 Major Features

- Huge aft deck
- Extra-large flying bridge
- Three Main Deck layouts
- Choice of accommodations
- Large Salon Windows
- Upper and Lower Helm Stations
- Twin inboards up to 960 hp combined

Image not found or type unknown



Here we see the plan with a 16' (4.88 m) flats boat on the aft deck.

Outback Yachts 50 Features Inspection

The Flying Bridge. Regardless of which plan an owner selects, the flying bridge is the same with stairs aft to port and an open boat deck to starboard with a crane. Tall stainless-steel rails extend aft on each side of the boat deck. An L-shaped lounge wraps around a small triangular-shaped table to starboard and has storage beneath the cushions. The helm is centrally positioned with two individual Todd ladder-backed style captain's chairs. An acrylic forward-angled acrylic windscreen encircles the flying bridge.

Image not found or type unknown



Abaft the flying bridge lounge and access hatch, there's a boat deck with space for a tender and a crane.

Outback 50 Flybridge

This photo gives a better idea of how the family can spread out on the flying bridge. There's plenty of space for everyone.

The flying bridge helm console has a compass up top in line with the steering wheel. The Furuno electronics suite includes an autopilot to port with a multifunction display in the center. A panel to starboard has indicator lights to show which accessories are running. On the flat aft dash panel, the Volvo Penta engine screen is to port with the trim tab buttons alongside. To starboard, the thruster control is alongside the engine shifts/throttle levers.



The upper helm is compact but efficient with a multifunction display and all the controls logically placed. The panel to the right of the main screen shows the status of the accessories, but the switches are at the lower helm.

The Bow. Side decks with raised bulwarks provide for safe passage fore and aft on each side of the pilothouse. The foredeck has a raised trunk cabin and all walking surfaces are covered in nonskid. The ground tackle includes a centrally positioned windlass on a raised deck. Controls are on each side abaft large stainless-steel cleats that have small chocks just ahead. The anchor is stainless steel and there's access to the rode via a glove box-style hatch just below and abaft the windlass.

Outback 50 Trunk Cabin

The crew can hang out on the trunk cabin or lean up against the waist-high rails.

Image not found or type unknown



Raised bulwarks capped by stout stainless-steel rails provide for secure passage on the Outback 50's side decks.

Image not found or type unknown



The windlass and ground tackle are on a raised forepeak. The cleats look to be adequately sized, but the chocks seem small for the size boat and lines that would be used.

The Stern. Moving aft, all versions of the Outback 50 feature a focus on recreating and gathering “out back” on the yacht. The feeling on the aft deck is one of openness and versatility thanks to her 16’ (4.88 m) long open space. A stowable table and folding chairs can be set up for al fresca dining or just hanging out. The flying bridge stairs fold up into the overhead, which saves space and keeps passengers from unexpectedly heading up top. There are lounges on each side atop molded fiberglass bases and stainless-steel gates and removable rails close the passage to the short swim platform. The boat deck extends aft, shading most of the aft deck. Hatches in the deck provide access to the lazarette area and the twin Volvo Penta engines. The swim platform is a short step down with a reboarding ladder to port.




The Outback 50's aft deck is designed to be open and versatile, limited only by the user's imagination. To save space, the flying bridge steps fold up into the overhead.

Outback 50 Aft Deck

There's enough space for the paddleboard and the table and the area doesn't feel cluttered.

Outback 50 Aft Cockpit

With the table and chairs, the aft cockpit can serve as a spot to enjoy some quality time.



A stainless-steel grill that clamps to the stern rail adds to the utility of the aft deck.



In addition to the stowable furniture in the aft deck, notice the winch (red arrow) that can be used to pull aboard a tender.

Outback 50 Launchpad


This photo is the result of Cilla's vision. The family can use the Outback 50 as a launch pad for a variety of activities.

Outback 50 Swim Platform

When the whole aft deck can be viewed as one big cockpit, there doesn't need to be a big swim platform.

Salon Layouts. The differences between the Extended Salon and Infinity Deck are in the salon area. Stainless-steel framed glass doors pull all the way aside to create seamless passage between the aft deck and the salon. The Infinity Deck has an L-shaped lounge to port around a table with two individual chairs to starboard. The galley is forward to port with the lower helm to starboard.

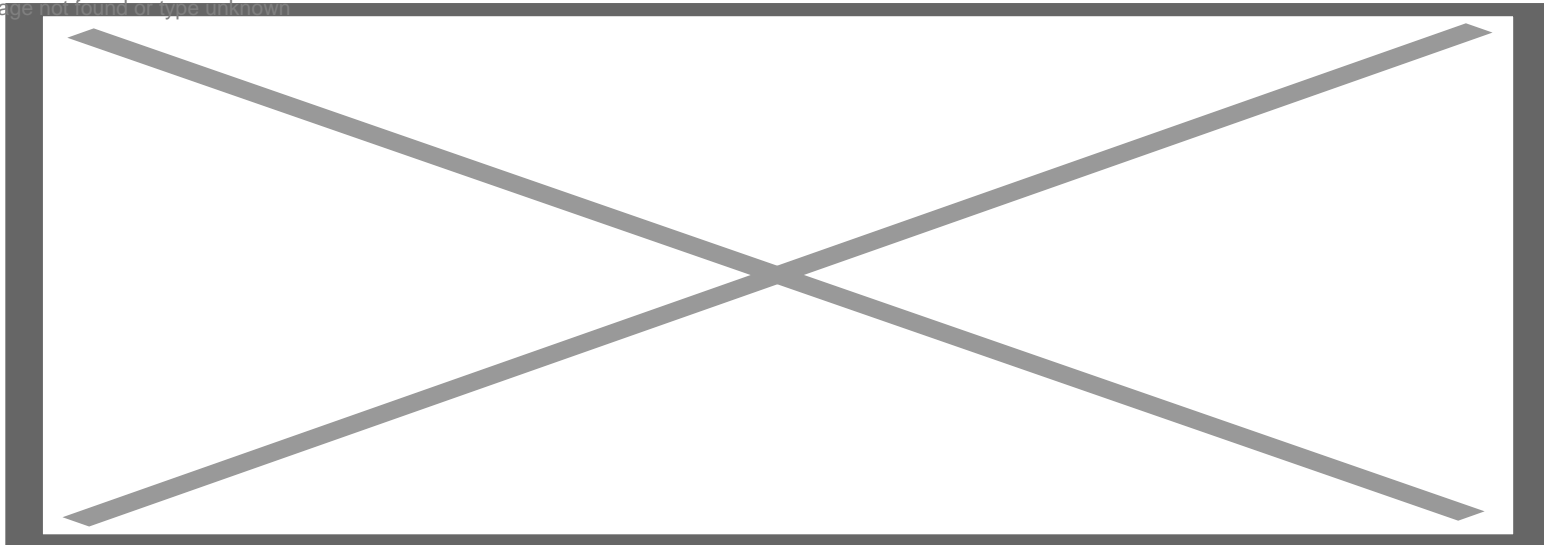
Image not found or type unknown



The Infinity Deck has a more minimal salon with a focus on the open aft deck.

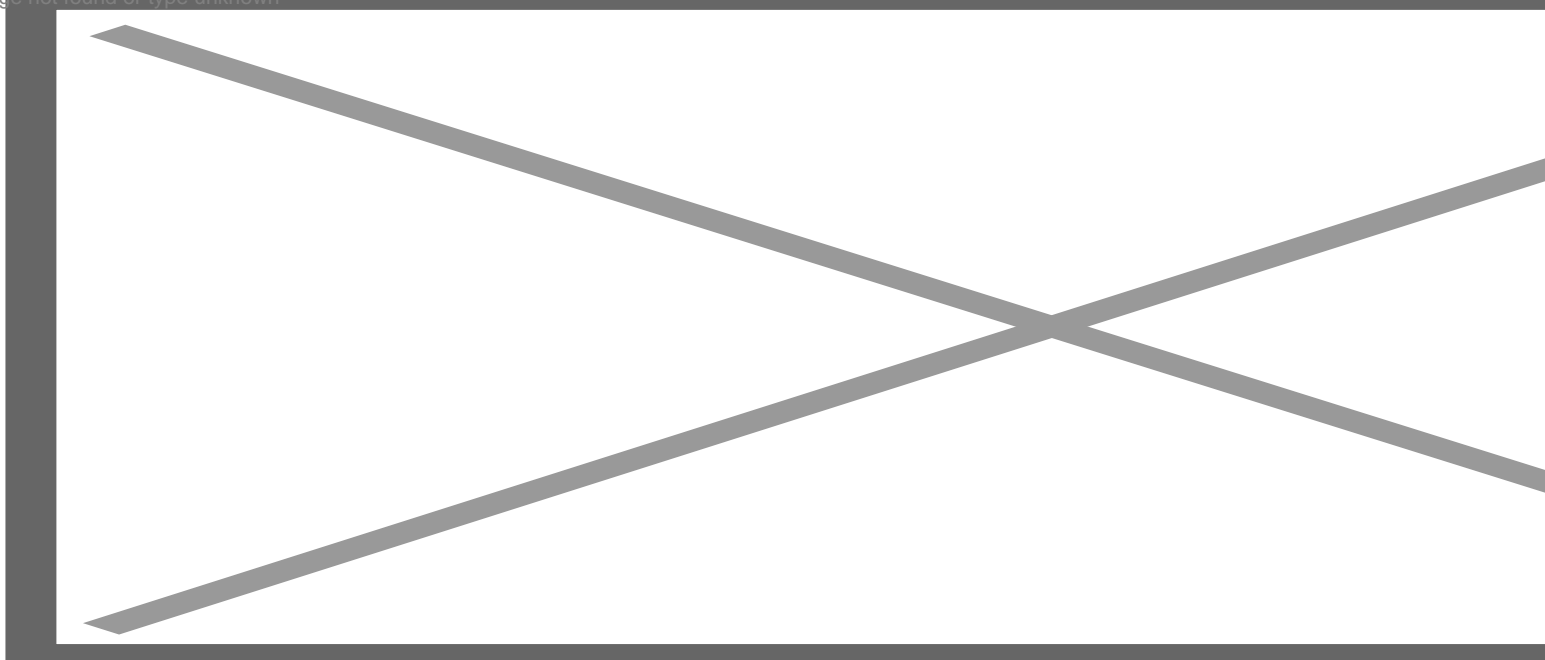
The Extended Deckhouse has a larger lounge to port with an entertainment center aft and the same individual chairs and table to starboard. The galley and lower helm are configured the same as in the Infinity Deck plan. Go with the Extended Salon with Aft Galley follows the current trend of having the galley aft to port so it can serve the aft deck and salon. A large U-shaped salon is just ahead to port with a loveseat to starboard. Forward to port is a doublewide forward-facing lounge with the lower helm to starboard.

Image not found or type unknown



The Extended Deckhouse has a larger salon area and can have the galley forward to port . . .

Image not found or type unknown



Or the layout can follow the current trend of having the galley aft to serve the aft deck as well as the salon.



Regardless of the layout, the salon doors can be opened to their full width to link the two gathering areas.

outback 50 family salon

Based on all those smiles, the family looks comfortable in the Outback 50's salon.

outback 50 salon

With the salon empty, we get a look at the seating configuration and notice the exceptional views out the large windows.



Lights recessed into the overhead wood trim panels illuminate the salon in the evening, creating a welcoming environment.

The Galley. The galley has an efficient layout with a sink, a three-burner cooktop, microwave-convection oven and an under-counter refrigerator. There's storage overhead and throughout the salon and galley, there are plenty of windows to provide outstanding views.




Here we see the forward galley to port. There's good counter space for food prep and the aft area works naturally for serving.

The Lower Helm. The lower helm is the primary command station with dual multifunction displays, a full array of accessory switches and redundant controls. There's also a VHF radio. An owner can choose the electronics supplier.



The lower helm has twin multifunction displays that can provide navigation and systems info and all the accessory switches are in a row in the middle of the panel.

Image not found or type unknown



All Rights Reserved © 2024 BoatTEST.com, LLC




A pocket door outboard of the helm gives the captain access to the side deck. He can stand outside and still reach the controls while docking.

Outback 50 Accommodations Deck

The Cabins. Centrally positioned stairs forward lead belowdecks to the Outback 50's cabin deck. Either way, the master is forward in the bow with a centrally positioned berth and twin hanging lockers aft. In the two-cabin plan, all four passengers share the same head. In the two-stateroom plan, the guest cabin is aft to port with private access to the day head. If more space is needed, another cabin with two single berths is added to starboard. The three-cabin configuration has a private head for the master and the two aft cabins share the day head.

Image not found or type unknown



The Outback 50 can be laid out with two or three staterooms.

Image not found or type unknown



The master stateroom is in the bow and notice the multiple opening ports that should let in plenty of fresh air.



The guest cabin has good headroom and ample storage in the locker with side-by-side doors.



Given the limited space, the circular shower stall is a good choice because it still provides a private area and the door keeps water from soaking the whole head.

Engines and Systems Access. Another benefit of the large aft deck is the access to the lazarette and engines. Hatches open on twin electrically powered struts to provide access to both, which should facilitate routine maintenance.




The hatch raises high enough to provide good access to the fuel filters on the aft bulkhead.



Both hatches have sound-deadening insulation on the underside and they close on a thick rubber gasket that helps reduce vibration.

Image not found or type unknown



The Outback 50 can plane and run 20 knots or back off and cruise to a destination 1000 miles away.

Image not found or type unknown

outback 50 exterior

Drop the anchor after a day of cruising and the family can spend the evening together in comfort and style.

Observations

Outback says the 50 is designed for folks to have more fun “out back” and the slogan fits. She’s clearly designed with a focus on the aft deck and the concept has promise. Leaving the area open is kind of minimalist, but it works for this boat. There’s space for a tender, loose furniture, a paddleboard and dive gear. Name the activity and the Outback 50 probably has the space to enjoy it. She’s not quite an expedition yacht but with this first model, the company may have created a new category — adventure yacht.