

Aquila 32 Sport Power Catamaran (2021-)

Brief Summary

The Aquila 32 Sport Catamaran is offered with twin outboards up to 600 hp total. She has a spacious cockpit and bow for entertaining and overnight accommodations for two. The 32 Sport Catamaran also has the handling and wave-taming ride we've experienced on larger Aquila models. Coming soon — hydrofoils.

Price

Base Price


Test Results

RPM	MPH	Knots	GPH	MPG	NMPG	STAT. MILE	NM	dBa
600	3.2	2.7	1.5	2.1	1.8	522	454.1	N/A
1000	4.9	4.2	2.2	2.2	1.9	556	483.1	N/A
1500	6.9	6	3.9	1.8	1.5	443	384.9	N/A
2000	8.6	7.4	6.7	1.3	1.1	322	279.6	N/A
2500	9.4	8.2	9.1	1	0.9	262	227.6	N/A
3000	16.3	14.1	12.9	1.3	1.1	319	277.1	N/A
3500	19.3	16.7	15.9	1.2	1.1	306	266.1	N/A
4000	24.3	21.1	21.2	1.1	1	289	251.2	N/A
4500	31.1	27	27	1.2	1	291	252.9	N/A
5000	36.9	32.1	38.3	1	0.8	243	211.4	N/A

RPM	MPH	Knots	GPH	MPG	NMPG	STAT. MILE	NM	dBa
5500	41.9	36.4	42.6	1	0.9	248	215.3	N/A
5800	44.8	39	46.7	1	0.8	242	210.4	N/A

[View the test results in metric units](#)

Image not found or type unknown



Specifications

Length Overall	32'4" 9.86 m
BEAM	12'8" 3.85 m


Dry Weight	10,540 lbs. 4,780.86 kg
Tested Weight	11,937 lbs. 5,414.53 kg
Draft	1'10" 0.55 m
Draft Up	
Draft Down	
Air Draft	
Deadrise/Transom	
Max Headroom	
Bridge Clearance	9'7" 2.92 m
Weight Capacity	
Person Capacity	22
Fuel Capacity	280 gallons 1,059.91 L
Water Capacity	29 gallons 109.78 L
Length on Trailer	
Height on Trailer	
Trailer Weight	
Total Weight	11,937 lbs. 5,414.53 kg

Aft Deck	
Salon Inside Width	
Salon Fore & Aft	
Salon Height	
Salon Volume	
Galley Volume	
Master SR Width	
Master SR fore & Aft	
Master SR Overhead	
Master SR Volume	
Eng. Room Volume	

Acceleration Times & Conditions

Time to Plane	6.5 seconds
0 to 20	
Ratio	
Props	14.6x17p Enertia
Load	3 persons; 132 gal. fuel; 50 lbs. gear

Climate	89 deg.; 78 humid.; winds: 15-20; seas: 1
----------------	---




The 32 Sport measures 32'4" (9.85 m) with a 12'8" (3.85 m) beam.

Captain's Report by Eric Colby

Mission Statement

Aquila designed the 32 Sport to be a more affordable entrée into the manufacturer's family of cruising cats. She's powered by twin outboards and is intended to appeal to day boaters who enjoy myriad activities on the water. Her fixed swim platform has a heavy-duty ladder that is among the most rugged we've seen and her cockpit and bow can entertain a crowd. Below, she has a cabin in one hull and a private head in the other.

Image not found or type unknown



A V-bottom day boat just can't match the space offered by a cat with a 12'8" (3.85 m) beam.

Aquila 32 Sport Main Features

- Twin Mercury Outboards
- Ultra-Sturdy Boarding ladder
- Convertible Stern and Bow lounges
- Available joystick
- Separate Cabin and Head
- 5 kW Generator
- Hydrofoils coming

Aquila 32 Sport Features Inspection


The Bow

We'll start in the bow and work our way aft. The 32 Sport Catamaran has an extra-large feel thanks to the boat's 12'8" (3.85 m) beam. The walk-through is offset to starboard, creating a lounge to port that is 49" (124.6 cm) wide while the starboard side is 29" (73.66 cm). The seats are 13" (33.02 cm) off the deck and have flip-down armrests. A filler cushion for the bow comes standard. We noticed upgraded upholstery treatments in the bow and throughout the boat with two-tone colors, a diamond pattern on the backrest and quality stitching. Even the beverage holders are carbon fiber.

There's deep storage beneath starboard seat-bottom cushion and forward on each side of the Quick windlass are two large lockers. There are also four 9" (22.86 cm) pull-up cleats in the bow, two on the side and two on the leading edge of the hull.

Image not found or type unknown

The port bow lounge is more than 4' (1.2 m) wide and easily has space for two to stretch out.



A standard filler cushion turns the bow into an enormous sunpad that's protected well below deck level.

Image not found or type unknown

Notice the upscale upholstery work. It's available in mocha or stone gray.

Image not found or type unknown

On each side of the Quick windlass that is beneath the center hatch are two deep lockers that have plenty of space for fenders and dock lines.

Aquila 32 Sport Main Deck

The opening between the windshield is 22" (55.88 cm) wide and because it's fairly large, Aquila uses a securing latch to hold it in place instead of a magnetic catch. The lower half of the passageway closes with an air dam.

It's a 6" (15.24 cm) step down to the cockpit deck. Before we enter the cockpit to port in the passageway is a galley with a sink beneath a removable cover. When the cover is removed, there's a short post on the forward counter that the cover can be secured with. Aft, the electric grill can be operated off an inverter or the 5kW diesel generator. We like the positioning of the grill because the cook can work from the aft end, leaving the passageway open. There's a refrigerator in the counter beneath the stove and a wastebasket is beneath the sink. A rail runs the length of the galley to help guests stay secure in bumpy conditions.

Image not found or type unknown

The bow walkthrough is wide and the opening section of the windshield is held in place with a latch instead of a magnetic catch.

The air dam that closes off the passageway to the cockpit will be appreciated on chilly mornings or evenings.



A rail wraps around the cockpit galley and provides security for guests making their way from the bow to the cockpit and vice versa.

Image not found or type unknown

The aft positioning of the grill makes it possible for the cook to stand behind it, leaving the bow passageway open.

The Cabin. Immediately outboard of the galley is the 32 Power Catamaran's cabin. Make sure the flip-down footrest for the port companion seat is up before opening the lower door. The cabin has 6'2" (1.87 m) of headroom and the berth measures 79" (200.66 cm) with an average width of 52" (132.08 cm). There are storage shelves to starboard and an opening port in the hullside plus an overhead hatch. The steps for this cabin are offset so enter right-foot first. The battery switches, CZ panel, air conditioning and 110-volt outlet are all within reach from the entryway without having to descend the stairs.

Image not found or type unknown

The depth of the sponsons affords more than 6' (1.83 m) of headroom in the port-side cabin.

Image not found or type unknown

The switch panel is simply laid out and easy to follow.

The Head. Opposite the galley to starboard, the head has the same headroom as the cabin. It's a wet head with a toilet, sink and Corian counters. We'd like to see a clip for securing the pull-up faucet for showering. An air conditioning duct and opening port help rid the area of steam and/or odors.

Image not found or type unknown

The fan and the opening port in the head should keep fresh air moving.

The Helm. Moving aft, the helm is to starboard and has space for a 12" (30.48 cm) Raymarine multifunction display. A Mercury VesselView screen is under the compass and there's a Fusion stereo on the flat. Illuminating accessory switches are to the left of the tilt steering wheel and the digital shift and throttle controls are to the right just abaft the joystick. Capt. Steve would like to see the joystick moved to the port side of the helm so he could stand in the center passageway and have 360-degree visibility while docking.

The helm seat is 45" (114.3 cm) wide and has individual flip-up bolsters. The companion seat to port has a convertible backrest, a flip bolster and the aforementioned folding footrest.

Image not found or type unknown

The helm on our test boat had a Raymarine multi-function display to starboard with space for an identically-sized unit to port.

Image not found or type unknown

The helm seats get the same upholstery treatment as the bow and the bolsters fold up for stand-up travel.

Image not found or type unknown

The locker in the base of the helm seat has enough height for a five-gallon (18.93 L) bucket.

Image not found or type unknown

Opposite the helm, the companion seat has a convertible backrest.

Image not found or type unknown

In the port gunwale, Aquila provides shelf storage. Give the manufacturer credit for putting fiddle rails on each shelf.


The Cockpit

The 32 Sport Catamaran's cockpit is, in a word, huge for a boat of this size with seating for 12, an expandable table that doubles in size and an insulated cooler beneath the starboard bottom cushion. There's plentiful storage, including in the port-side backrest. Headroom beneath the standard fiberglass hardtop is 6'8" (2.03 m) and it includes two forward skylights, LED lighting and speakers. An optional SureShade retractable awning that extends over the aft section is an available option.

Image not found or type unknown

This photo gives an idea of the ease of passage from the stern to the bow. It's unobstructed.

Image not found or type unknown



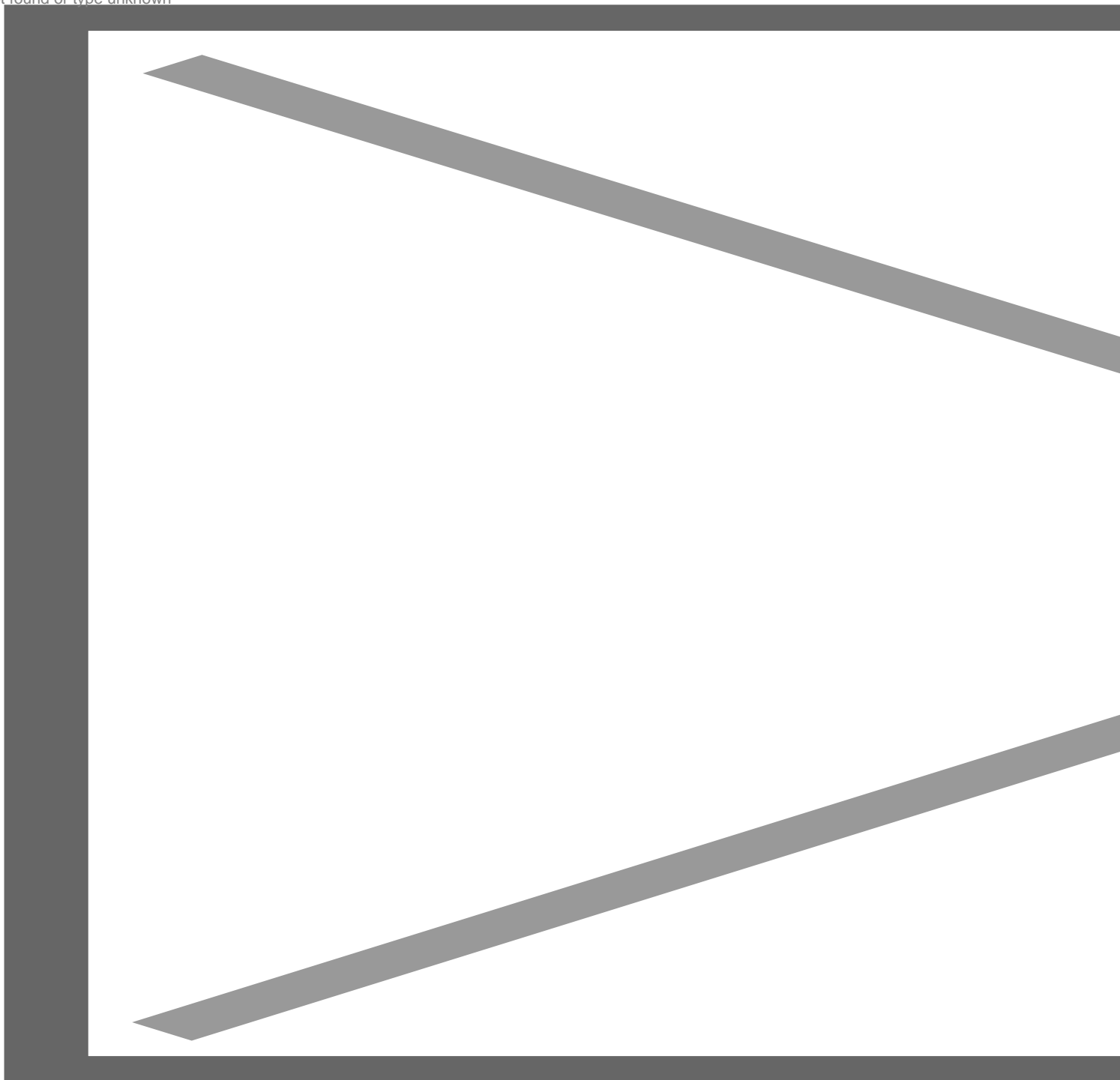
The hardtop lights illuminate the cockpit, making the area an inviting one for evening cocktails at the dock.

A SureShade retractable awning is an available option.

The Stern. The bulk of the 32 Sport's versatility is found in her stern. Three stainless-steel-framed gates close off the passageways between and outboard of the aft lounges. As we saw in the bow, the aft walkway is offset. With its moveable backrest, the 48" (121.92 cm)-wide port seat can convert to a chaise lounge or be laid flat. The starboard seat is 38" (96.52 cm) wide. Remove the gates and lift up the seats to access two extra-large equipment rooms under the deck. We could access the bilge, freshwater, A/C and trim pumps, fuel filters, generator and batteries.


The center passageway extends aft between the twin Mercury outboards and opens to reveal a seriously overbuilt re-boarding ladder. With the ladder deployed, close the hatch and there's an open walkway from the platform to the cockpit. We noted four optional rod holders on the stern, plus two more 9" (22.86 cm) cleats at the stern but at amidships there were only small fender cleats.

Image not found or type unknown



The offset aft walkway creates a larger lounge to port and both seats still look inviting.


Image not found or type unknown




The bottom cushion can be extended to convert the port seat into a chaise-style lounge.

Or it can be laid all fully flat to create an inviting sunlounge for at least two or three.

Image not found or type unknown



We could easily see someone in SCUBA gear using this ladder.



The ladder slides out from between the engines and the hatch closes after it's been deployed, maintaining the nonskid walkway to the cockpit.

Image not found or type unknown

Notice that the splash is well ahead of the outboard to ensure that the engine can tilt fully out of the water.

Aquila 32 Sport Catamaran Performance

The Numbers. The 32 Sport Catamaran measures 32'4" (9.85 m) overall and she draws 1'10" (.55 m). Aquila says she has a fully loaded displacement of 16,640 lbs. (7,548 kg). The base boat comes with twin 225-hp Mercury Verado outboards and we tested her with twin 300-hp Mercurys.

Image not found or type unknown



The 32 Sport Catamaran has a sleek, appealing profile. The large hullside windows almost look like the boat is smiling.


She's designed with spray rails on the inboard sides of the tunnel and a wave deflector to prevent the sneeze effect. Our test boat had stainless-steel keel guards screwed to the bottom and Aquila tells us it is engineering some hydrofoils for the 32 Sport Catamaran, but they weren't ready for us to test. Keep an eye out for an updated review with the foils.

Twin spray rails on each side of the asymmetrical sponsons and a center wave deflector ensured that our test boat's deck stayed dry.

With the twin 300-hp Mercury outboards spinning 14.6" x 17" (37.08 x 43.18 cm) Enertia stainless-steel propellers to 5800 rpm, we hit a top speed of 44.8 mph. Best cruise came at 3000 rpm where she ran 16.3 mph and burned 12.9 gph. That translated to 1.3 mpg and a range of 319 statute miles. She planed in 6.5 seconds and ran through 20 mph in 7.4 seconds, 30 in 11.4 and 40 in 19.7.

Test conditions offered up calm conditions and our test boat handled flawlessly. The hulls' sharp entries sliced through chop with ease and we could do nothing to upend the 32 Sport Catamaran's good manners.

Image not found or type unknown



With 600 ponies bolted to the transom, the 32 Sport Catamaran kicks up the adrenaline.

Observations

There's aren't many boxes that the Aquila 32 Sport Catamaran doesn't check for an outboard-powered day boat. There were a couple spots where Capt. Steve would have preferred lift and lock latches to twist-and-lock style and he would like to see the fire extinguisher re-located from its current spot alongside the driver's leg.

But those were mild points and at the end of the sea trial, Steve even came up with a new acronym, saying "MILDA, Man I Love to Drive Aquila." So if anyone is looking to get into a good-sized outboard-powered day cat, keep that in mind.