

# Chaparral 247 SSX (2022-)

## Brief Summary

The Chaparral 247 SSX Black Edition is a premium bowrider that offers many of the most desired features as part of its standard package and takes things up a notch when the Black Edition package is added.

## Price


Base Price

## Test Results

RPM	MPH	Knots	GPH	MPG	NMPG	STAT. MILE	NM	dBa
600	3.2	2.8	1.1	3	2.7	165	143.1	78
1000	5.3	4.6	1.8	2.9	2.5	158	137	75
1500	7.2	6.3	2.8	2.6	2.3	141	122.9	71
2000	8.5	7.4	4.3	2	1.7	107	92.8	71
2500	12.4	10.7	7.2	1.7	1.5	93	81.1	72
3000	22.3	19.4	7.8	2.9	2.5	155	135.1	74
3500	30.8	26.8	9.5	3.3	2.8	176	153	76
4000	36.4	31.7	12.8	2.8	2.5	154	133.5	76
4500	40.6	35.3	18.9	2.2	1.9	116	101.1	75
5000	47.8	41.5	21.6	2.2	1.9	119	103.8	80

[View the test results in metric units](#)

Image not found or type unknown



## Specifications

<b>Length Overall</b>	24'6"   7.46 m
<b>BEAM</b>	8'6"   2.59 m

<b>Dry Weight</b>	4,500 lbs.   2,041.16 kg
<b>Tested Weight</b>	5,285 lbs.   2,397.23 kg
<b>Draft</b>	21.5"   54.61 cm
<b>Draft Up</b>	
<b>Draft Down</b>	
<b>Air Draft</b>	
<b>Deadrise/Transom</b>	20 degrees
<b>Max Headroom</b>	
<b>Bridge Clearance</b>	
<b>Weight Capacity</b>	1,765 lbs.   800.59 kg
<b>Person Capacity</b>	13
<b>Fuel Capacity</b>	60 gallons   227.12 L
<b>Water Capacity</b>	
<b>Length on Trailer</b>	
<b>Height on Trailer</b>	
<b>Trailer Weight</b>	
<b>Total Weight</b>	5,285 lbs.   2,397.23 kg

<b>Aft Deck</b>	
<b>Salon Inside Width</b>	
<b>Salon Fore &amp; Aft</b>	
<b>Salon Height</b>	
<b>Salon Volume</b>	
<b>Galley Volume</b>	
<b>Master SR Width</b>	
<b>Master SR fore &amp; Aft</b>	
<b>Master SR Overhead</b>	
<b>Master SR Volume</b>	
<b>Eng. Room Volume</b>	

## Acceleration Times & Conditions


<b>Time to Plane</b>	
<b>0 to 20</b>	
<b>Ratio</b>	2.20
<b>Props</b>	24 pitch
<b>Load</b>	3 persons; 1/2 fuel; 50 lbs. gear

## Climate

81 deg.; 58 humid.; winds: 0-5; seas: calm

## Report by Eric Colby

Image not found or type unknown




The Chaparral 247 SSX measures 24'6" (7.47 m) long overall with an 8'6" (2.59 m) beam.

## Mission Statement

The mission of the Chaparral 247 SSX Black Edition is to be a mid-sized luxury bowrider for an active family. She's powered by a dual-prop sterndrive from Volvo Penta or MerCruiser and the Black Edition package includes the hullsides, bottom, windshield frame and EFX II Tower all finished in black. It also comes with a JL Audio system update, underwater lights, Silicone Vinyl Cayenne color upholstery with black accent vinyl and special edition badging.

Image not found or type unknown



With the Black Edition upgrade package and graphics, the 247 SSX strikes a bold pose.

## **Chaparral 247 SSX Black Edition Main Features**

- Twin 7" (17.78) SIMRAD NSS EVO3 displays
- Infinity Power Step on swim platform
- Convertible aft seating
- Black Edition package
- Dual-prop sterndrive
- Black EFX II tower

## **Chaparral 247 SSX Black Edition Cockpit**

Stepping aboard the 247 SSX Black Edition at the swim platform that is 42" (106.68 cm) deep and our test boat has Chaparral's Infinity Power Step. Control switches are at the starboard bulwarks to activate the step. It lowers into the water to create a comfortable re-boarding spot for people and pets as well as a spot for two to hang out and stay cool in the water on a hot day. The beverage holders can double as rod holders for those who want to wet a line while relaxing.





Image not found or type unknown



Here we see the swim platform in the raised position. It can be used to launch a variety of watersports.



Image not found or type unknown



When it's lowered with the push of a button, the platform becomes a stairway for reboarding two- and four-legged guests as well as a place to hang out.

Moving forward, a passageway to starboard is finished in the same SeaDek foam decking found throughout the boat. A hinged lid opens on tension hinges to access the battery switches. It's two steps down into the cockpit. The sunpad atop the engine compartment can convert from seating that favors fore- and aft-facing seating to an aft-facing chaise lounge. A fixed seat is to port and all the aft-facing lounges are meant to be used when the boat is at anchor, beached or otherwise not moving. The storage under the port seat continues into the locker under the cockpit seating so this would be the most likely place for storing boards and other long items.

Throughout the 247 SSX Black Edition, we felt secure thanks to 28" (71.12 cm) of freeboard at the stern, 36" (91.44 cm) amidships and 42" (106.68 cm) at the bow.



Image not found or type unknown



With the backrest in this position, passengers can sit facing forward or aft.





Image not found or type unknown



Grab the rail on top of the headrest and give it a yank to transform the aft seat to a chaise lounge.

**In the cockpit**, seating wraps all the way around, starting with a bench seat to starboard. Beverage holders and a speaker are tucked into the gunwales. The Envision Silicone vinyl stays cool to the touch and all side panels are wrapped in upholstery. Up to five color combinations are offered. Underneath the bench, there's a molded 50-quart (47.32-liter) self-draining cooler. To port, an L-shaped lounge wraps from the front of the engine to the port console. A pedestal-mount table secures in the seat base. Beneath the port seat, there's dedicated storage for a water-toy inflator. Forward to port, the seat has a flip bolster and a convertible backrest that can be used to create a one-person chaise. There's a recessed armrest and stainless-steel beverage holder. A ski locker is between this seat and the driver's bucket at the helm. Overhead is the upgraded EFX II tower.



Image not found or type unknown



The cockpit lounge wraps around to the port side and notice the accessories in the port gunwale.



Image not found or type unknown





Chaparral was one of the first manufacturers to get the table mount off the decking, eliminating trip hazards and making it easier to move about.




Image not found or type unknown



The backrest for the port/companion seat opposite the helm has a convertible backrest and fold up bolster.



Image not found or type unknown



The backrest can be pushed forward to create a single chaise-style lounge to port.





Image not found or type unknown



The glove box in the port console has plugs for USB and 12-volts and the bottom is cushioned to soften the ride for thousand-dollar smartphones.



Image not found or type unknown



The under-floor storage doesn't have the length of a traditional ski locker, but there's longer space under the port bench seat.

**Grab the rail** on the base of the aft bench and give it a pull to get a look at the 6.2-liter MerCruiser 300-hp engine. Twin gas struts support the hatch when it's up and make the lift easier. At the front of the compartment, there's space for storing supplies. The engine is installed in a way that leaves plenty of space for daily checks and viewing the bilge area.



Image not found or type unknown



Notice the dedicated storage space ahead of the engine for stashing cleaning supplies or fluids.

**The Helm** comes standard with twin 7" (17.78 cm) Simrad multi-function displays that can be user-configured to show a wealth of engine and course data. Columns of accessory switches are on each side of the tilt steering wheel. The stereo includes connectivity and is tucked under the starboard gunwale with a beverage holder just behind. The captain travels in a wraparound bucket seat that has Chaparral's proprietary controls for swivel and slide at the front in readily visible and reach-able positions. There's also a flip-up bolster. Controls are comfortably positioned on the starboard gunwale.





Image not found or type unknown



Because all the information is displayed on twin screens, the helm has a clean, uncluttered look.



Image not found or type unknown



The driver can flip up the bolster on the bucket seat to get a boost so he/she can see over the bow more easily.

**The Bow.** Heading to the 247 SSX Black Edition's bow, we pass through a 23" (58.42 cm) walkway and opening center section of the windshield. The walkway can be closed off with an air dam to keep things comfortable on a chilly morning. When it's opened, it lies flush to the port console. Chaparral takes the conventional bowrider layout and adds a level with wider padded bolsters that wrap fully around the bow. The upholstery is finished with a diamond pattern and there's a gentle curve to the seatback for added comfort.

Stainless-steel speakers and cupholders are in the gunwale and stainless-steel grab rails run full length. The port seat lifts and in this compartment, Chaparral provides point-of-use storage for the table, pedestal and bow filler cushion. There's additional storage abaft and beneath the starboard seat and each is held open with support struts.

For convenience, the forward cushion lifts out to reveal a nonskid step to the forepeak. Under this step is an insulated cooler and there's a mount for a removable table in the base. Above, a hatch opens the anchor locker. Pull-up cleats are on each side.



Image not found or type unknown





The center section of the windshield and an air dam close the bow passageway when needed.




Image not found or type unknown



The bow seating area has a deep, secure feel and the wraparound bolster adds comfort.



Image not found or type unknown



The table installs at the front of the bow area, making it easier to slide into virtually any seating position.





Image not found or type unknown



Remove the table and drop in the filler cushion to make the bow into a large sunpad or play area.



Image not found or type unknown

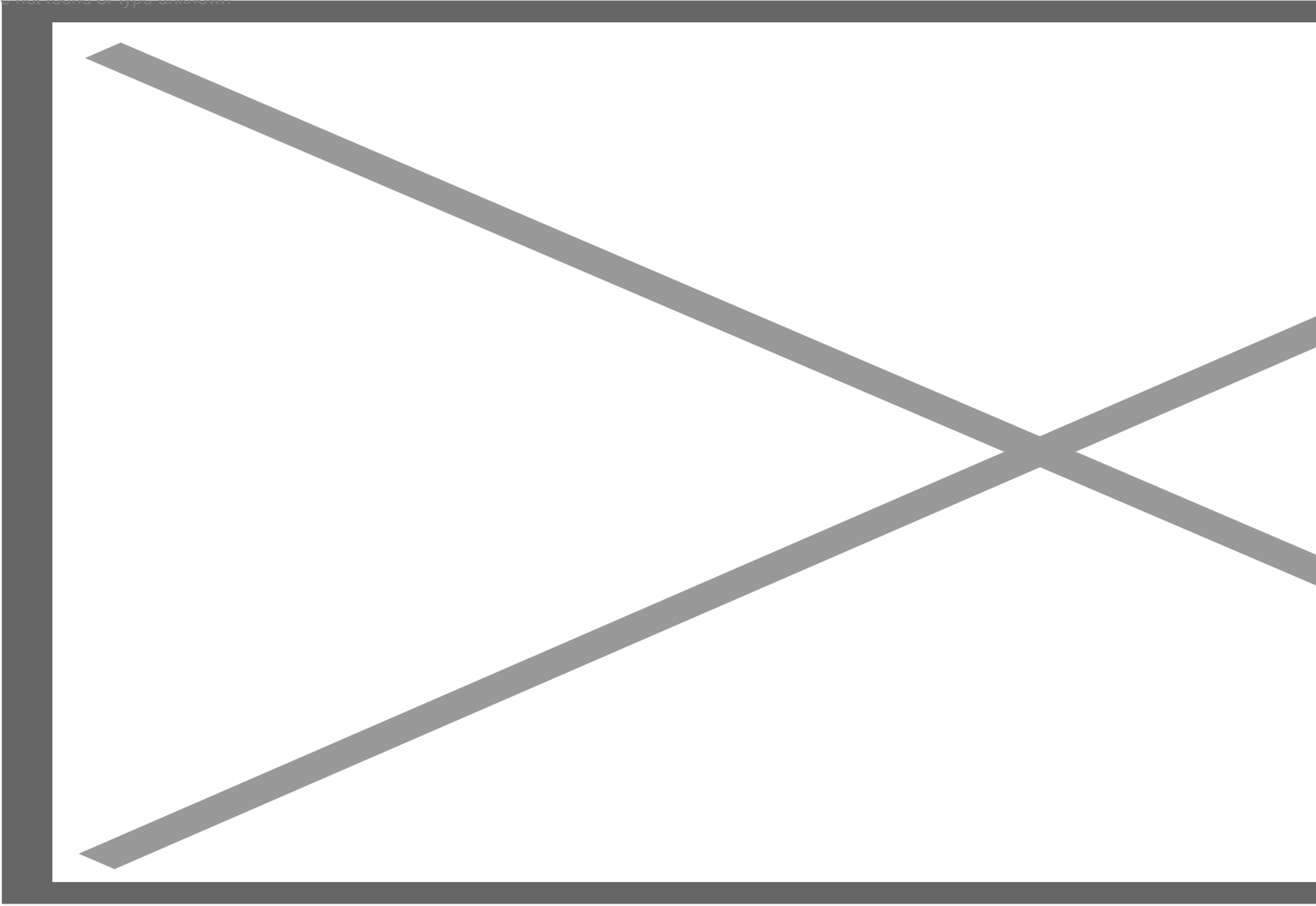


By designing the storage access so the aft half of the seat bottom and backrest both lift up, Chaparral makes it easier to get to the contents of the locker.

## Chaparral Boats 247 SSX Black Edition Performance

**The Numbers** The 247 SSX is available with a dual-prop sterndrive from MerCruiser or Volvo Penta up to 350 hp. Our test boat had the 300-hp MerCruiser 6.2L Bravo Three. Our test boat measured 24'6" (7.47 m) long with an 8'6" (2.59) beam and she draws 21.5" (54.61 cm). Empty weight is listed at 4,500 lbs. (2,041.17 kg) and with three people, a half tank of fuel and test gear on board, we had an estimated test weight of 5,285 lbs. (2,397.24 kg). Spinning the engine up to 5000 rpm, we hit a top speed of 47.8 mph in choppy conditions. In calmer water, Chaparral hit a top number of 50.3. Our best cruise came at 3500 and 30.8 mph. The 9.5 gph translated to 3.3 mpg and a range of 176 statute miles with 10% of the boat's 60-gallon (227.12-liter) fuel capacity held in reserve. In acceleration tests, the planed in 6.3 seconds with minimal bow rise.


Image not found or type unknown



With her tall hullsides and V-bottom design, the 247 SSX feels secure even when lake chop kicks up.

In maneuvers, the 247 SSX is a fun boat to drive. Her manners were impeccable and the boat was propped appropriately. The Bravo Three props never cavitared in turns and when the winds and clouds rolled in at the end of the day, she hungrily ate up the lake chop.

Image not found or type unknown



The 247 SSX Black Edition is a fun boat to put through her paces. She responds perfectly and displays impressive agility.

## Observations

On the Chaparral 247 SSX, the Black Edition isn't an inexpensive upgrade, but for a family that wants a premium mid-sized runabout, it could be worth it, especially the upgrade to the tower for watersports and the Infinity Power Step in the swim platform. Additionally, Chaparral's partnership with SIMRAD is significant for the amount of information the two screens provide.