

# Beneteau Antares 8 (2019-)

## Brief Summary

The Antares 8 is an outboard-powered express boat from Beneteau that's part of a three-boat lineup. The other boats in the stable are a 21' (6.40 m) and a 27' (8.23 m), and all are known by metric monikers in Europe (our test boat is called the Antares 8 there). This is a 23' (7.01 m) boat that has broad capabilities.

## Price

### Base Price

Prices, features, designs, and equipment are subject to change. Please see your local dealer or visit the builder's website for the latest information available on this boat model.

## Key Features

- Outboard power with 200-hp Mercury FourStroke 3.4L V-6
- Cockpit seating area
- Convertible booth-style dinette
- Folding cockpit Bimini
- Side decks with grabrails and bowrail
- Single-piece windshield
- Wide-opening aft glass bulkhead
- Sliding transom seat

## Test Results

RPM	MPH	Knots	GPH	MPG	NMPG	STAT. MILE	NM	dBa
600	2.8	2.4	0.5	5.5	4.8	366	318.5	52
1000	4.9	4.3	0.9	5.4	4.7	363	315.3	59
1500	6.5	5.7	1.5	4.3	3.8	289	251	68
2000	7.7	6.7	2.4	3.2	2.8	214	185.8	69

RPM	MPH	Knots	GPH	MPG	NMPG	STAT. MILE	NM	dBa
2500	9	7.8	3.7	2.4	2.1	162	140.9	70
3000	11	9.5	5.3	2.1	1.8	139	120.8	76
3500	18.6	16.1	6.8	2.7	2.4	182	158	78
4000	23.7	20.6	8.7	2.7	2.4	181	157.8	79
4500	28.4	24.7	12.5	2.3	2	151	131.3	80
5000	31.7	27.6	15.9	2	1.7	133	115.8	83
5200	32.6	28.3	17.8	1.8	1.6	122	106.4	83

[View the test results in metric units](#)  
[boneteau\\_antares23\\_chart\\_18.jpg](#)

# Specifications

Length Overall	27'   8.23 m
BEAM	9' 1"   2.76 m
Dry Weight	4,776 lbs.   2,166 kg
Tested Weight	5,887 lbs.   2,670 kg
Draft	2' 7"   .79 m
Draft Up	
Draft Down	

<b>Air Draft</b>	
<b>Deadrise/Transom</b>	N/A
<b>Max Headroom</b>	open
<b>Bridge Clearance</b>	7.78'   2.37 m
<b>Weight Capacity</b>	
<b>Person Capacity</b>	
<b>Fuel Capacity</b>	74 gal.   280 L
<b>Water Capacity</b>	26 gal.   98 L
<b>Length on Trailer</b>	
<b>Height on Trailer</b>	
<b>Trailer Weight</b>	
<b>Total Weight</b>	5,887 lbs.   2,670 kg
<b>Aft Deck</b>	
<b>Salon Inside Width</b>	
<b>Salon Fore &amp; Aft</b>	
<b>Salon Height</b>	
<b>Salon Volume</b>	

Galley Volume	
Master SR Width	
Master SR fore & Aft	
Master SR Overhead	
Master SR Volume	
Eng. Room Volume	

# Acceleration Times & Conditions

Time to Plane	4.3 sec.
0 to 20	
Ratio	N/A
Props	15x15
Load	2 persons, 3/5 fuel, no water, no gear
Climate	92 deg., 85 humid; wind: 0-5 mph; seas: <1

# Contents of Report

- [Mission](#)
- [Distinguishing Features](#)
- [Performance Test](#)
- [Handling](#)

- [Features Inspection](#)
- [Platforms](#)
- [Cockpit](#)
- [Bow Access](#)
- [Foredeck](#)
- [Interior](#)
- [Galley](#)
- [Helm](#)
- [Cabin](#)
- [Head](#)
- [Noteworthy Options](#)
- [Observations](#)

[Cruising](#) Image not found or type unknown

Outboard power and numerous amenities may catch the eye of boaters looking for an upgrade.

## Mission

The Antares 8 is the middle point of a new three-boat line from French boatbuilder Beneteau. The company's in-house designers created the Antares 8 to appeal to boaters who are comfortable with outboard power, but may be seeking wider cruising horizons. With a forward cabin and a dinette in the salon that converts to a berth, the Antares 8 can host a small family for overnight cruising, at an affordable price.

[Bow](#) Image not found or type unknown

Her proud bow has a distinctive look from this forward angle.

## Distinguishing Features

- **Outboard power** will appeal to boaters of various experience levels, thanks to recent developments that add ease of maintenance, clean operation, and impressive performance.

- **Large windows** make the interior bright and airy from the windshield to the side windows, to the aft glass bulkhead. And the side windows have opening panels for ventilation.
- **Overnight accommodations** add to the versatility of the Antares 8 for two couples or a family, where the day doesn't have to end just because the sun goes down.

## Performance Test

Let's take a look at how the Antares 8 did in our performance test. The Antares 8 has an LOA of 27' (8.23 m), a beam of 9'1" (2.76 m), and a draft of 2'7" (0.79 m). With an empty weight of 4,776 lbs. (2,166 kg), 60-percent fuel, and 2 people and test power, we had an estimated test weight of 5,887 lbs. (2,670 kg).



Image not found or type unknown



All Rights Reserved © 2024 BoatTEST.com, LLC





The Beneteau Antares 8 was equipped with a 200-hp Mercury FourStroke 3.4L V-6 outboard for our test. With the 200-hp Mercury outboard turning a 15x15 prop, we reached our top speed of 35.4 mph at 5200 rpm.

**Best cruise** came in at 3500 rpm and 18.6 mph. At that speed, the 6.8 gph fuel burn translated into 2.7 mpg and a range of 182 miles. That said, increasing the speed to 4000 rpm and 23.7 mph means an increase of 5.1 mph at the cost of only 1 mile in range.

Image not found or type unknown



At cruise speed, the Antares 8 had a tendency to lean into the wind slightly, which could be corrected with trim tabs.

## Handling

The Antares 8 has a tulip-shaped bow that deflects spray low and to the sides, with molded-in spray rails and full-length running strakes. Her 11-degree roll into the turns keeps guests comfortable in all but the most heavy-handed maneuvers and we did not experience prop ventilation regardless of trim.

Calm conditions on our test day prevented us from getting any meaningful opinion on how she handles chop. We ran through the wake of our camera boat and she showed no bad habits, settling back into her cruise speed quickly.



Image not found or type unknown



All Rights Reserved © 2024 BoatTEST.com, LLC



The single 200-hp Mercury outboard drove her to a top speed of 35.4 mph.



Image not found or type unknown



All Rights Reserved © 2024 BoatTEST.com, LLC



Her tulip-shaped hull carries its volume far forward for more onboard space, but her forefoot is sharp below the spray rails for a more comfortable ride.





Image not found or type unknown



All Rights Reserved © 2024 BoatTEST.com, LLC



She had a comforting inboard lean in turns.

## Features Inspection

### Platforms

At the stern, dual platforms flank the outboard power. There is no walkway forward of the engine well, instead it's a step across from one platform to the other.

To starboard, there's a four-step, stainless steel, telescoping reboarding ladder recessed into the deck of the platform. The attendant grab handle is right alongside, but in the trip zone for people boarding the boat from a floating dock on that side. Just forward is a 14" (35.56 cm) wide walkway to enter the cockpit from the platform.

#### Beneteau Antares 23

The two swim platforms are to either side of the 200-hp Mercury outboard. As can be seen, there is no room for a second outboard.

#### Beneteau Antares 23 walk way

The walkway from the swim platform into the cockpit is on the starboard side.

#### Beneteau Antares 23 cockpit

At the cockpit entry, a wet storage compartment is concealed under a hatch and it's self-draining overboard.

#### Beneteau Antares 23 gate

There's a minimalist gate that folds inward to close off the walkway, and is held in the open position by a pinch latch.


### Cockpit

Cockpit gatherings will take place on a U-shaped settee to port that wraps around a solid wood table on a single pedestal. The entire area can get some shelter from an overhead Bimini that attaches to the aft end of the hardtop.

There's stowage under the side and forward seats. Additional stowage, as well as access to a mechanical space is beneath a large hatch in the cockpit sole.



Image not found or type unknown



All Rights Reserved © 2024 BoatTEST.com, LLC

The entire cockpit is flanked by large grab handles angled in from their position on the covering boards.

#### **Beneteau Antares 23 hatch**

The cockpit hatch raises on gas-assist rams and even lifts with the cockpit table in place.

**The transom bench**, part of the U-shaped lounge, can slide forward to provide space for the outboard to tilt out of the water, a clever way to optimize the LOA of this boat. Even in the forward position, the seat is still usable, thanks to legs with stainless steel hinges and gas-assist rams that fold down automatically when the seat is pulled forward. To make the cockpit as large as possible, simply fold the legs into recesses on the underside of the seat and hold them in place as the seat slides back.

#### **Beneteau Antares 23 support**

Fold the support legs up and hold them in place to push the transom seat back.

#### **Beneteau Antares 23 aft seat**

The seat is in the aft position for most operating conditions, making the most out of the cockpit.

#### **Beneteau Antares 23 legs**

The legs deploy automatically when the seat is pulled forward.

#### **Beneteau Antares 23 seat**


The seat is sturdy on the legs and can be used normally in the forward position.

#### **Beneteau Antares 23 transom bench**

Because the transom bench slides forward, the outboard has space to tilt up out of the water.



Image not found or type unknown





An optional aluminum support and filler cushions can create a large cockpit sun pad.

## Bow Access

Even with a symmetrical layout, with 12" (30.5cm) wide side decks on either side of the deckhouse, the bow will be easier to access from the starboard side. That's because there's a step to the side deck, instead of the port side seat. Each side deck is served by a grabrail atop the cabin, and the bowrail is 24" high, as required by ABYC standards.

### Beneteau Antares 23 step

The step, indicated by the red arrow, makes it easier to access the side deck to starboard.

### Beneteau Antares 23 side decks

The side decks have a grab handle in the cockpit and a 24" high rail.

### Beneteau Antares 23 hard top

The hardtop grabrail lends security to fore-and-aft travel on the side decks.

## Foredeck

The trunk cabin can be covered with optional cushions to create a full width 6'3" by 4'11" (1.91 m x 1.50 m) sun pad, with the cushions made up of five separate sections for easy handling and storage. The entire foredeck is molded in nonskid to make it easier to keep one's footing when dealing with the anchor or docklines or to enjoy the sun pad.

### Beneteau Antares 23 sun pad

The optional sun pad cushions create another useful space on the foredeck.

**The ground tackle** is managed from beneath a hatch in the foredeck. The 24" (61 cm) high bowrail has an 18" (45.7 cm) split at the bow, where a stainless anchor roller extends forward, and the fluke anchor is galvanized. Under the hatch is a windlass mounted to a center bridge with easy access to the rode locker to either side beneath. We like the snubber to keep the anchor from deploying accidentally but we would also like to see a beefy cleat on centerline to shoulder the load of the anchor.

### Beneteau Antares 23 anchor

The anchor is secured in a stainless steel roller that extends forward from the bow.

### Beneteau Antares 23 locker

The foredeck locker opens wide to manage the ground tackle.

### Beneteau Antares 23 remote

The wired remote control for the optional windlass stows in a bracket on the aft side of the rode locker.

# Interior

The sliding glass door to the interior is a two-panel design that slides open to the port side, and opens 2'11" (0.89 m) wide. To enter the salon from the cockpit, it's a step over the sill of the sliding door, and then two steps down to the salon sole.

## Beneteau Antares 23 layout


The Antares 8 is designed to make the most of a limited amount of interior space.

## Beneteau Antares 23 track

Guests step over the track of the sliding aft door to enter the salon.



Image not found or type unknown




The interior is bright and airy, thanks to large windows with slide-open sections.

**The salon** represents a modest gathering area, but this is not a large boat, so the use of space here is well thought out. Booth-style seating is to port, positioned fore and aft of a pedestal table. The forward seat on the booth faces aft for dining, yet has a movable backrest that can be reversed so the seat's occupants can enjoy the views forward when underway. In either configuration, the support rails reduce the usable width of the 31" (79 cm) seat to 26" (66 cm).



Image not found or type unknown



A booth-style dining area is situated fore and aft.

#### **Beneteau Antares 23 lockers**

There are four lockers beneath the dinette, including a large one in the elevated platform on which it sits.

#### **Beneteau Antares 23 back rest**

The backrest of the forward seat can be removed and reversed...

#### **Beneteau Antares 23**

... To create a forward-facing companion seat.

Opening side windows and a sliding overhead hatch combine to provide ventilation. All this can be closed off with curtains and a sliding shade. The dinette can be converted to an additional berth with filler cushions.

#### **Beneteau Antares 23 sliding**

Sliding sections ventilate the salon and help to avoid the “greenhouse effect” that large expanses of glass sometimes cause.

#### **Beneteau Antares 23 hatch**

An optional, oversized sliding hatch in the overhead has a wide handle to make it easier to open.

#### **Beneteau Antares 23 curtains**

Curtains stow neatly with hook-and-loop-fastened straps and provide privacy and dark at the dock.

#### **Beneteau Antares 23 overhead**

The overhead hatch has a sliding shade that blocks the sun.

#### **Beneteau Antares 23 filler cushions**

Filler cushions turn the dining area into a handy berth. Note the dark-tinted acrylic fiddles on the molded-in shelves.

Access to pumps, through-hull fittings, and shutoffs are under two hatches in the salon sole. There’s a wood-finished door in the inboard side of the molded-in box beneath the aft seat that conceals the master battery switches.

#### **Beneteau Antares 23 through hull**

Access to through-hull fittings is right beneath deck hatches in the salon sole.

#### **Beneteau Antares 23 hatch**

The aft hatch in the salon makes it easy to reach the 42-gallon (160-L) water tank and plumbing fittings.

#### **Beneteau Antares 23 battery switches**

The main battery switches are tucked just inside the salon sliding door.



# Galley

The galley is situated starboard of the dining table, featuring a countertop drying area that drains into the adjacent molded-in sink. A tinted acrylic panel fitted to the front of a molded shelf creates stowage in the side bulkhead. Below is a refrigerator (44 quart / 42 liter capacity) and stowage.


## Beneteau Antares 23 galley

Given that this is only a 23' (7.01 m) boat, the basic galley is functional.

The helm seat is mounted on a hinged base that allows it to tilt forward to provide additional counter space when the galley is being used. Our test boat had a gas-assist strut to hold it up. On a boat this size, the galley will only be used when the boat is stopped. So, this is a clever double use of space for more utility. An optional stove can be added to allow easy cooking on board.



Image not found or type unknown



All Rights Reserved © 2024 BoatTEST.com, LLC


This galley has an optional single-burner gas stove. And note the helm seat folded forward for added counter space.

## **Helm**

The helm is to starboard and a dark-paneled console helps reduce glare. The compass is centered atop the console and there's a 9" (22.86 cm) multifunction display mounted front and center, between a port analog SmartCraft tachometer with digital display and starboard optional bow thruster control with fuel gauge just below.



Image not found or type unknown



The helm has a clean layout that places both the compass and the chartplotter screen within easy line of sight. In this picture, the bow thruster toggle is in the upper right.

On the same panel of the helm, a bank of rocker switches lower down and to port control wipers and lights, among other functions. The Fusion stereo control head is directly above the wheel on its fixed base, and the engine ignition is to the right.

#### Beneteau Antares 23 bow thruster

The bow thruster control is positioned within easy reach as the skipper looks out the opening window to starboard during docking operations.

The helm is served by a single helm seat mounted on that hinged base. It adjusts fore and aft and has a flip-up bolster. The engine throttle and shift control lever is mounted on the starboard bulkhead, and there's a sliding panel that allows the skipper to open the window and let in the fresh air.

#### Beneteau Antares 23 helm seat

The helm seat allows the skipper to find comfort in a variety of positions.

The overhead height at the helm is 6'4" (1.93 m) – something that we find noteworthy in a 23' boat – and the helm seat has a footrest that adds to the captain's comfort level. There's a spot for a removable platform to aid shorter captains, raising the deck at the helm by 4" (10.16 cm) to help improve sightlines when standing. This platform should always be latched in place when in use or it can flip up inadvertently.

#### Beneteau Antares 23 foot rest

The fixed footrest lets the skipper perch in comfort on the helm seat.

#### Beneteau Antares 23 standing

The helm footwell is slightly elevated but, with the footrest, lets the skipper stand and put one foot up.

#### Beneteau Antares 23 panel


A panel drops into place to serve as a platform for the helm station, raising the deck height here by 4" (10.16 cm) and has a stainless latch on the bottom to help secure it.

**The windshield** is a single piece so it has no center mullion to obscure the view, and it measures 6'2" by 26" (1.88 m by 66 cm). The frame has a brow across the top that extends 7" (17.78 cm) to help reduce glare. A pair of windshield wipers have integrated freshwater washers, but there are no defogger vents.





Image not found or type unknown



The one-piece windshield offers good lines of sight with little distortion.

## Cabin

On centerline is a companionway that grants access to the modest cabin below, where most of the space is given over to the berth with 3'6" (1.07 m) of headroom above. There's a spot to sit down at the foot of the berth that can be filled in to extend the sleeping space. A shelf runs along the port side of the berth to stow odds and ends.

### Beneteau Antares 23 berth

The berth will overnight two in comfort, and an overhead hatch provides ventilation as well as possible egress for slim boaters.

### Beneteau Antares 23 filler

This filler section provides a seat, while a filler cushion lets it add space to the berth as well.

## Head

The wet head compartment has a sink with pull out sprayer. Stowage is underneath the sink and on a shelf fiddled with tinted acrylic that is located behind the manual flush ceramic toilet. The overhead height in the head is 4'7" (1.40 m) which translates to 3'2" (0.97 m) of sitting headroom above the toilet seat. An opening portlight provides ventilation.

### Head not found or type unknown

The wet head has a molded sink and shelf. The optional pull-out shower adds to the utility.

## Noteworthy Options

The options listed below may appeal to those planning on cruising the boat and spending overnights aboard:

- Electric windlass
- Single-burner gas cooktop
- Diesel heater
- Water heater
- Marine toilet with 17-gallon (64 L) holding tank
- Additional berths in the salon
- Opening portholes in cabin and head

The options listed below may hold more appeal for day boaters:

- Extended swim platform
- Forward sun pad cushions
- Cockpit sun pad with aluminum support
- Overhang stern head with swimming ladder

## Observations

The Beneteau Antares 8 has many features that can be added depending on how prospective buyers intend to use the boat. With confidence-building outboard power adding a host of features and simple maintenance, the Antares 8 will present an appealing package for the accomplished day-boating enthusiast or the nascent cruiser (or both) to try something new.