

Riviera 505 SUV (2020-)

Brief Summary

On the new 2021 Riviera 505 SUV, the builder expects us to "escape, explore, relax and unwind." Sounds like a challenge worth taking on. This 55'7" (16.94 m) LOA luxurious three-stateroom bluewater cruiser with a full-beam master and private ensuite is powered by twin Volvo Penta IPS diesels.

Price

Base Price

Prices, features, designs, and equipment are subject to change. Please see your local dealer or visit the builder's website for the latest information available on this boat model.

Key Features

- Raised and covered mezzanine lounge seating with fold-out day bed
- Two electric mezzanine sunroofs
- Hydraulic swim platform
- Cockpit in-floor fish locker
- Full-beam master with ensuite
- Two guest staterooms with dual-access shared head
- Twin Volvo Penta IPS950, D11 diesels (725-hp each), joystick controls, and autopilot


Test Results

RPM	MPH	Knots	GPH	MPG	NMPG	STAT. MILE	NM	dBa
600	6.4	5.5	2.4	2.7	2.3	2121	1844	65
1000	9.6	8.3	8.7	1.1	1	861	749.1	67

RPM	MPH	Knots	GPH	MPG	NMPG	STAT. MILE	NM	dBa
1250	10.6	9.2	16	0.7	0.6	517	450	70
1500	14	12.1	27	0.5	0.4	405	352.6	72
1750	21.7	18.9	31.5	0.7	0.6	541	470.1	73
2000	27.8	24.1	40.5	0.7	0.6	538	467.6	74
2200	32.1	27.9	48	0.7	0.6	525	456.4	75
2400	36.3	31.5	58	0.6	0.5	491	426.5	75
2580	39.3	34.1	71.5	0.5	0.5	431	374.6	74

[View the test results in metric units](#)

Image not found or type unknown



Specifications

Length Overall	55' 10" 17.01 m
BEAM	16' 3" 4.96 m
Dry Weight	54,013 lbs. 24,500 kg
Tested Weight	
Draft	4' 5" 1.35 m
Draft Up	

Draft Down	
Air Draft	
Deadrise/Transom	
Max Headroom	
Bridge Clearance	
Weight Capacity	
Person Capacity	
Fuel Capacity	872 gal. 3,300 L
Water Capacity	122 gal. 460 L
Length on Trailer	
Height on Trailer	
Trailer Weight	
Total Weight	
Aft Deck	
Salon Inside Width	
Salon Fore & Aft	
Salon Height	

Salon Volume	
Galley Volume	
Master SR Width	
Master SR fore & Aft	
Master SR Overhead	
Master SR Volume	
Eng. Room Volume	

Acceleration Times & Conditions

Time to Plane	7.1 sec.
0 to 20	
Ratio	
Props	
Load	3 persons, 1/2 fuel, 2/3 water, 50 lbs. of gear
Climate	79 deg., 45 humid; wind: 15-20 mph; seas: <1

By Capt. Peter d’Anjou

Riviera 505 SUV
 Riviera 505 SUV
 Riviera 505 SUV
 Riviera 505 SUV

The covered mezzanine of Riviera’s 505 SUV sits between the salon and the cockpit.

Riviera 505 SUV over head

The Riviera 505 SUV has a long deck overhang up forward.

Mission

Riviera's 505 SUV melds single-level entertaining with highly capable bluewater ability, effectively combining two luxury motor yachts in one. The new 505 adds a dimension of comfort and style with the addition of a mezzanine: a beautiful wining, dining and relaxing space offering privacy and protection from harsh sun and weather year round.

Riviera continues to pamper 505 owners with a full-beam master stateroom complete with private ensuite and walk-in closet. Family and friends will enjoy the VIP treatment with two private entry guest staterooms and a dual-access shared head.

The 505 SUV's broad generous cockpit is low to the water to maximize a full spectrum of water activities.

Distinguishing Features

- Aft deck mezzanine and sportfish-style cockpit combination

Major Features

- Cockpit BBQ center: electric grill, H-C sink/ shower, refrigerator, icemaker
- Galley: dual element cooktop, convection microwave, refrigerator drawers, sink, hand-crafted cabinetry, optional dishwasher
- Sliding windows and sunroof in salon
- L-shaped dinette, lounge

Design

Riviera 505 SUV layout cabins

Riviera 505 SUV layout main deck

The Riviera 505 SUV has a main deck (bottom) with swim platform, cockpit, mezzanine, salon with aft galley, and helm to starboard. The accommodation deck (top) has three cabins, a full-breadth master with ensuite, a VIP cabin forward, and a guest cabin to starboard with a shared head.

Riviera designs and builds luxury motoryachts from 39' to 72' (11.88 m to 21.95 m) in length across five distinct model collections. A buewater Flybridge range, Sorts Yachts, SUV series, long-range Sports Motor Yacht, and the classic Belize Motor Yachts.

Construction

Riviera 505 SUV

Riviera has the largest luxury yacht building facility in the Southern Hemisphere, a state-of-the-art 14 hectare site at Coomera, Gold Coast, Australia, which employs 600 plus people.

Riviera 505 SUV

Each mold is thoroughly inspected, cleaned, and waxed before isophthalic gelcoat is sprayed.

Boat Inspection

Bow

Riviera 505 SUV

A large central sun pad dominates the cabin-trunk on the 505's bow.

A through-the-deck anchor roller supports a stainless-steel 27 kg. Ultra Anchor that is connected to a windlass. Large storage lockers flank the recessed windlass. A raised cabin trunk has a central sun pad in front of the tinted glass windshield with sunbrow overhead. Railed side decks lead aft to the cockpit.

Salon

Riviera 505 SUV

The open-air concept abounds in the salon of the 505 SUV with 360-degree panoramic views.

The salon on the 505 SUV is entered through a sliding door from the aft deck mezzanine. There is a seating area on the right and a U-shaped galley on the left. Continuing forward is a dining area with an L-shaped banquet and a pedestal dining table just ahead of the galley. The helm occupies the right front of the salon. Massive side windows dominate, and together with the windshield up front and glass slider on the aft end, the entire salon is surrounded by glass. Open the motorized skylight and it feels as though we are on a private floating island with unhindered panoramic views.

Riviera 505 SUV

Salon seating invites conversation with anyone in the sunroof galley, mezzanine, interior dining, or helm spaces.

Galley

Riviera 505 SUV Galley

The owner of this 505 SUV has chosen gloss walnut finish for the galley cabinets and the décor is repeated throughout.

The U-shaped galley has a hinged window with gas assist struts that opens the aft end of the galley passthrough style to the mezzanine. The interior dining area is just as open to the galley with only the countertop separating the areas.


On the outboard side is an electric cooktop with storage cabinets above.

Riviera 505 SUV looking aft

Shown is the 505 SUV's salon and galley.

Helm

Image not found or type unknown



A single mullion divides the windshield of the 505 SUV, providing a clear view from the helm or anywhere else in the salon.

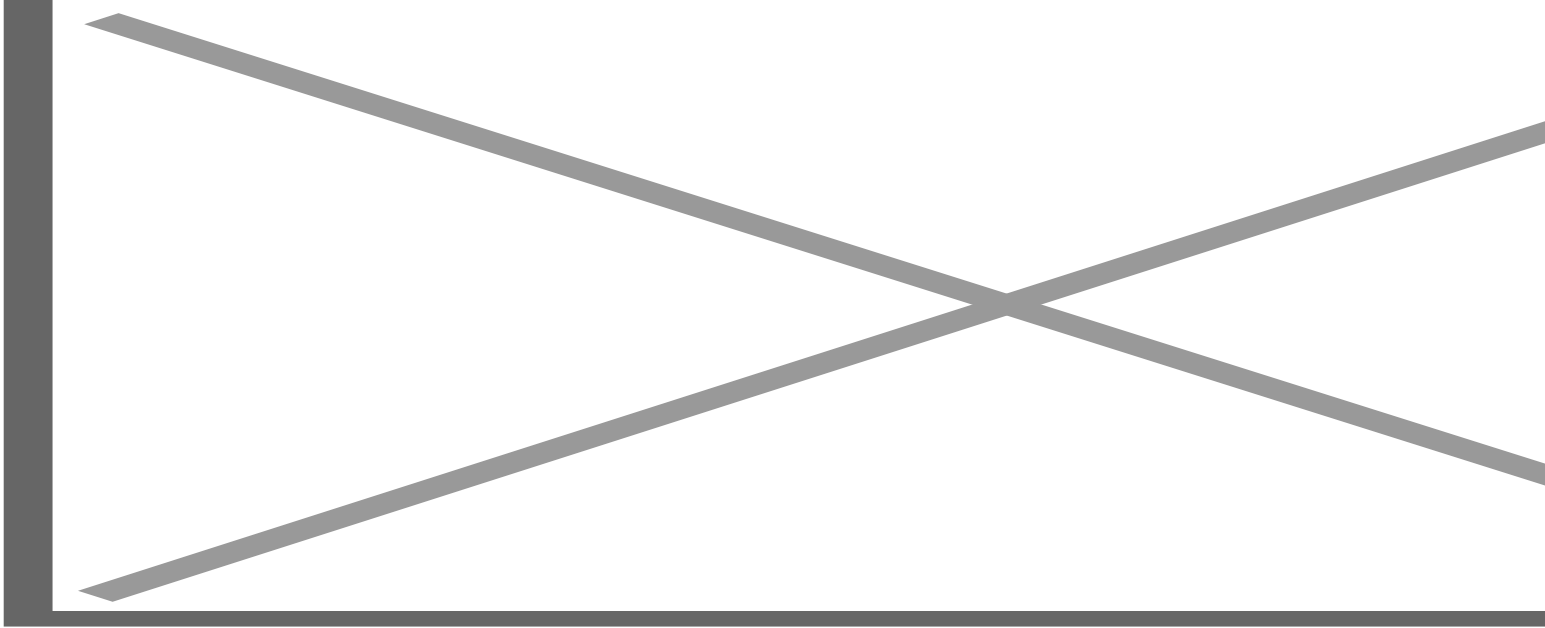
Riviera 505 SUV helm

The well-designed helm is situated to starboard and forward of the salon.

Twin leather bucket seat captain's chairs face the helm console situated to starboard in the forward end of the salon. A sliding window adds ventilation and increases visibility during maneuvering.

Accommodation Deck

Image not found or type unknown



Access to the accommodation deck is between the helm and salon dinette. Five steps down from the salon lead to the passageway – guest cabin and day head on the right, VIP all the way forward, the master, ensuite, and laundry area on the left.

Gloss walnut half doors cover the stacked laundry in the passageway and recess securely next to the machines so there are no swinging doors underway. The door to the master is in the far left of these photos.

Master Stateroom

Riviera 505 SUV Master bedroom

Riviera 505 SUV side windows

The gloss walnut décor continues in the full-beam master with coffered overhead.

Oftentimes the challenge in full beam masters is providing sufficient overhead height while designing the suite to be on one level. Riviera has done a good job of adjusting the levels in the entranceway and not in the master itself. The lit coffered overhead gives a sense of size while hiding the necessary systems.

Large hull side windows with opening ports contribute to the open feel as well.

Riviera 505 SUV master stateroom

The two steps on the left of this picture lead to the ensuite, walk-in closet (left), and the passageway (right door) to either side of the full-length mirror.

Riviera 505 SUV

The walk-in closet off the master features natural light.

Master Ensuite

Riviera 505 SUV

The master ensuite has a shower stall with bench behind a glass partition. There is natural light and ventilation above the vanity thanks to the hullside window and opening port.

VIP Stateroom

Riviera 505 SUV forward berth

Gloss walnut décor adds a cheery touch to the VIP cabin.

The VIP stateroom has an island berth in the bow. There is a mirror over the headboard that reflects light from the hullside windows and the two hatches over the berth. There's storage over the hullside windows flanking the berth and an additional hanging locker to port. A private entrance to the shared head is on the starboard side near the foot of the berth.

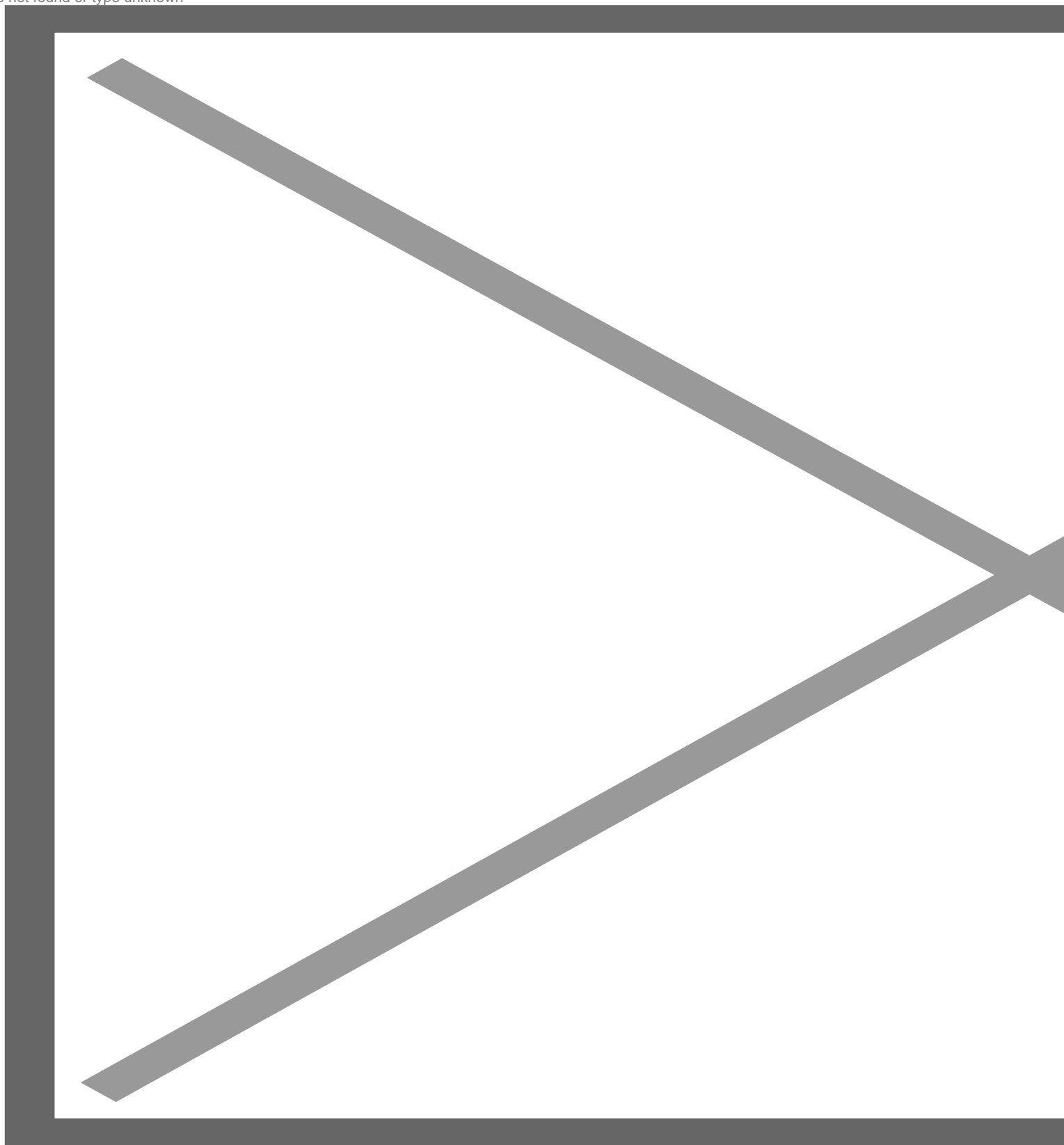
Guest Cabin

Riviera 505 SUV Guest cabin

The guest cabin has fixed bunks. The lower bunk has a port light window and opening port hole for ventilation.

Day Head

Image not found or type unknown



The 505 SUV's second head is accessed off the main accommodation passageway and serves both guest cabins while also acting as a day head.

Mezzanine

Riviera 505 SUV unknown

The mezzanine invites al fresco dining.

Riviera 505 SUV aft window

Opening the window between the galley and mezzanine creates a casual, open feeling—inviting the chef into the conversation.

The mezzanine offers a protected outdoor space, with the cabin top extending over the space and side windows extended with isinglass surround when desired. A unique place to lounge, nap, or catch a bite to eat, the mezzanine is an appealing retreat.

The space is flexible with skylights, openings to the galley and salon, a daybed, and a pedestal table.

A large in-deck hatch in the teak-lined deck leads into the engine space.

Cockpit

The cockpit of the Riviera 505 SUV is somewhat reminiscent of a sportfishing boat in that it gives access through twin transom doors to the swim platform and water activities. And like most sportfish boats it steps up from near water level to the main cabin level of the salon and aft deck mezzanine. An outdoor galley/refreshment center in the cockpit also serves as a divider to the upper-level mezzanine with stairs centrally dividing the refreshment center. Steps outboard of the refreshment center leads forward onto the side-decks.

Riviera 505 SUV Refreshment center

The refreshment center in the cockpit contains a grill, sink, and refrigeration. Note the twin transom doors leading to the swim platform.

Swim Platform

Riviera 505 SUV swim platform

The large hydraulic swim platform of the 505 SUV has staple rails.

Engine Room

Riviera 505 SUV engine

The Riviera 505 test boat had twin Volvo Penta IPS950 diesels.

Riviera 505 SUV forward panel

Looking forward between the engines on the 505 SUV we can see easily accessible sea strainers and genset to the right.

Riviera 505 SUV cruising

BoatTEST performance tests established a top speed of 34.1 knots and a cruising range of 456.4 nautical miles for the Riviera 505 SUV.

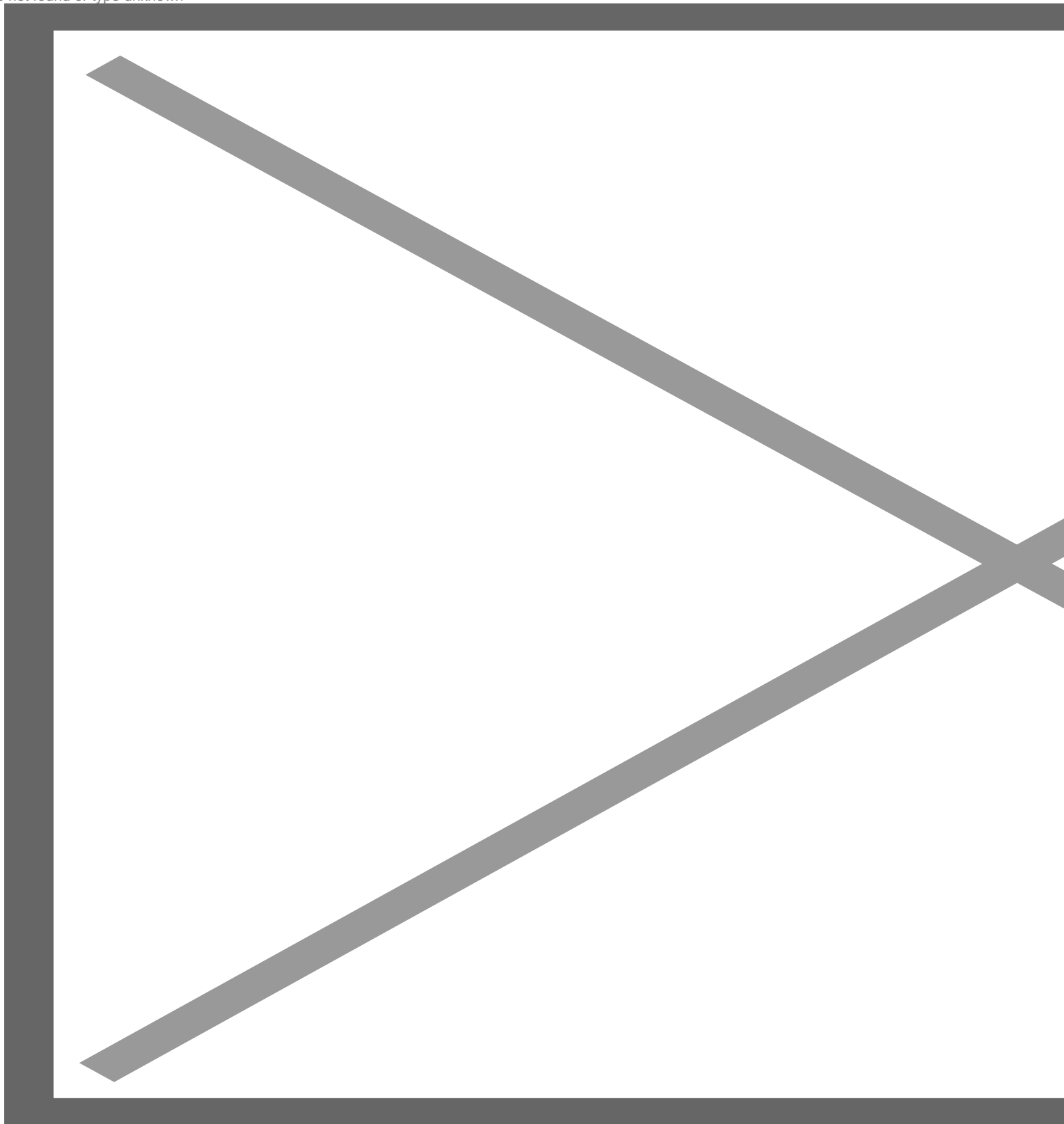
The Riviera 505 SUV has an overall length of 55'7" (16.94 m), a beam of 16'3" (4.95 m), and a draft of 4'5" (1.34 m). The boat is outfitted with twin Volvo Penta turbo diesel IPS950 engines with a combined 1500 horsepower. With three people onboard, 436 gallons of fuel and 78 gallons of water we had an estimated test weight of 57,859 lbs. (26,244 kg).

With 15 to 20 mph winds and a 1' chop, we reached an overall top speed of 34.1 knots at 2580 rpm. Pulling back to 2200 rpm we measured best economic cruising speed at 27.9 knots while burning 48.0 gph, for a range of 456.4 nm, all while still holding back a 10-percent reserve of the boat's 872-gallon (3,301 L) total fuel capacity that feeds both the mains and the generator. The boat holds 122 gallons (462 L) of fresh water and 40 gallons (151 L) of waste. When idling along at 600 rpm we were going 5.5 knots while producing 0.6 nmpg.

This boat is extremely quiet underway. Recorded at the enclosed helm, the dBA level at WOT was 74: it decreased to 65 at idle.

Handling

Image not found or type unknown



Fast and responsive, the 505 SUV breezed through our performance tests.

All Rights Reserved © 2024 BoatTEST.com, LLC

Captain Steve called the handling “outstanding” and much more responsive than typically found on IPS boats of this size. She turned quickly in just a few lengths and did a 180-degree turn in 20 seconds. Mild test conditions didn’t truly test her sea characteristics but when crossing wakes, she had no pound or hull slap.

Riviera 505 SUV

Remember the Riviera mantra, “escape, explore, relax, and unwind” – yeah, we got that.

Price

Contact your local Riviera dealer.

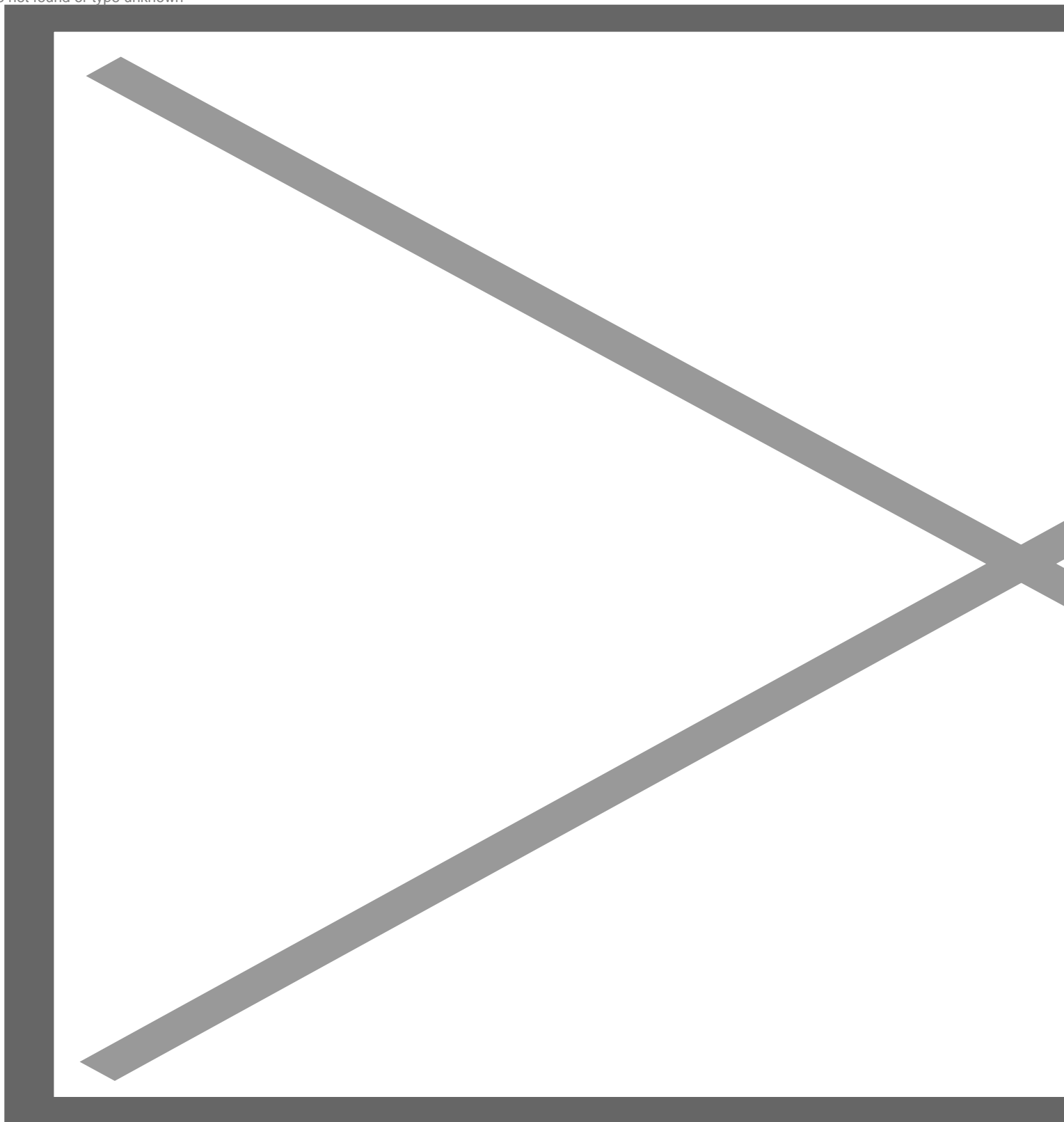
Equipment to Consider

Optional Propulsion: Twin Volvo Penta D11 IPS950 turbo diesels delivering 725-hp (533 kW) each.

Standard Propulsion: Twin Volvo Penta IPS800 turbo diesels delivering 600-hp (441 kW) each.

Observations

Image not found or type unknown



We see a touch of sportfish in her hull design when we concentrate on her shear line, which bodes well for her offshore duties. The cabin top has a euro flair that speaks to her style and comfort.

The 505 SUV from Riviera fits nicely in the middle of their SUV lineup: 575, 545, 505, 445, and 395. She has the size for living aboard and exhibits a layout that is open and comfortable. We believe she will excel as a dual purpose entertainer and bluewater explorer.