

Nautique Nautique G35 Paragon

Price

Base Price

Specifications

Length Overall	25'
BEAM	102"
Dry Weight	7400 Lbs
Tested Weight	
Draft	31.2"
Draft Up	
Draft Down	
Air Draft	
Deadrise/Transom	
Max Headroom	
Bridge Clearance	
Weight Capacity	2800Lbs
Person Capacity	19
Fuel Capacity	83 Gallons

Water Capacity	
Length on Trailer	
Height on Trailer	
Trailer Weight	
Total Weight	
Aft Deck	
Salon Inside Width	
Salon Fore & Aft	
Salon Height	
Salon Volume	
Galley Volume	
Master SR Width	
Master SR fore & Aft	
Master SR Overhead	
Master SR Volume	
Eng. Room Volume	

Acceleration Times & Conditions

Time to Plane	
0 to 20	
Ratio	
Props	
Load	
Climate	

Builders Commentary

The Super Air Nautique G25 Paragon’s hull provides maximum riding comfort while delivering the best wake surf and wakeboard performance possible. The wake surf wave has an incredibly versatile shape that can be completely customized based on your preference. While the surf waves have never been better thanks to specific hull characteristics, the wakeboard wakes will satisfy the sport’s best all the way to those just looking to have fun. The G25 Paragon is truly the ultimate wake sports machine.

Interior

Image not found or type unknown




Image not found or type unknown




Image not found or type unknown




Image not found or type unknown




Image not found or type unknown





Image not found or type unknown



All Rights Reserved © 2024 BoatTEST.com, LLC

Standard Features

ACTUATED HELM SEAT

The best helm seat in the industry just got better. Designed to provide you with unmatched comfort and support while behind the wheel, the G25 Paragon helm seat can slide forward and reverse with the touch of a button. Whether you're driving down the lake or relaxing with friends, this versatile seat is comfortable in any position.

HELM COMMAND

The Helm Command rotary dial on the G25 Paragon allows you to comfortably scroll through menus and settings on the LINC Panoray Touchscreen. Located right above the throttle, the Helm Command gives you the opportunity to access the LINC settings while sitting in a comfortable driving position.

BOW

The bow of the Super Air Nautique G25 Paragon can be utilized in multiple ways. Two comfortable lounge seats with armrests on either side fill out the sides of the bow, while the center can be converted with two different pop-in cushions. These can create a large padded lounge area in the bow or be flipped over to create a SeaDek® covered step area that flows throughout the length of the boat and creates the perfect walkway to enter or exit through the center of the bow without ever stepping on the upholstery.

DUAL LINC PANORAY DISPLAYS

The Super Air Nautique G25 Paragon Dual LINC Panoray displays are presented side-by-side and off-set to provide depth in a layout that delivers you with the ultimate driving experience. The 12.4" LINC Panoray interactive touchscreen on the right-hand side allows you to easily change settings and make adjustments on the fly. The gauge screen on the left is set back into the dashboard and displays all the vital information about your boat. With this screen, items like speed, fuel level, ballast level, temperature and other important information can be seen with a quick glance. Dispersing all information and settings across two screens simplifies the driving experience with the interactive touchscreen being more efficient to navigate and the gauge screen highlighting critical information in a large format.

JL AUDIO M6 STEREO WITH WAKESUB™

The G25 Paragon comes standard with the complete JL Audio® M6 Series Studio Elite stereo package with DSP technology. This includes the JL Audio MM100s head unit, 6 JL Audio M6 7.7" speakers throughout the boat, two 12" subwoofers, the JL Audio Wavefront™, 4 M6 880x tower speakers inside dual speaker housings, a transom-mounted stereo remote and a JL Audio Monoblock Amplifier. You can also opt for the JL Audio Wake Sub which brings two 12" subwoofers into the aft portion of the boat that are ported out the sides of the hull to bring the full sound stage to the rider so they can hear and feel the bass perfectly. With the Wake Sub and zone control functionality, the sound is isolated in different areas inside the boat but also incorporates a wake zone so the rider can choose to be fully immersed in sound or not.

DOCKING LIGHTS

Creating another visual signature of the boat, the striking LED docking lights found on the bow of the G25 Paragon are utilized as docking and daytime running lights. Integrated into the bow above and below the rub rail, these light arrays provide broad visibility when maneuvering into your dock or slip at night, and also allow the Paragon to be easily seen by other boaters during the day.

REAR WALK-THROUGH

With an extremely comfortable stepping area and beautifully designed SeaDek® covered surfaces, the cascading steps of the rear walk-through on the G25 Paragon convey the feeling of stepping onto the back of a yacht. Getting to and from the boarding platform is easy with perfectly designed steps up and over the engine hatch.

TRANSOM SEATING

Hang out and spend time in the rear transom seats aboard the Super Air Nautique G25 Paragon when enjoying a break or once all the action of the day is over. These rear-facing seats allow you to spend time and stay engaged with family and friends close to the large swim platform area and are located directly aft of the Convertible Transom Seats.

EXTENDED SUN SHADES

Enjoy every inch of the G25 Paragon on those long summer days with our optional Extended Sun Shades. These convenient shades are available for forward and aft of the main bimini and use clips and carbon fiber poles that make deployment quick and easy. Lounge and enjoy these sun shades when docked, rafted up or just stationary out in the lake.

