

Nautique Nautique GS24

Price

Base Price

Specifications

Length Overall	24'
BEAM	100"
Dry Weight	5,100 Lbs
Tested Weight	
Draft	29.25"
Draft Up	
Draft Down	
Air Draft	
Deadrise/Transom	
Max Headroom	
Bridge Clearance	
Weight Capacity	2650 Lbs
Person Capacity	17
Fuel Capacity	68 Gallons

Water Capacity	
Length on Trailer	
Height on Trailer	
Trailer Weight	
Total Weight	
Aft Deck	
Salon Inside Width	
Salon Fore & Aft	
Salon Height	
Salon Volume	
Galley Volume	
Master SR Width	
Master SR fore & Aft	
Master SR Overhead	
Master SR Volume	
Eng. Room Volume	

Acceleration Times & Conditions

Time to Plane	
0 to 20	
Ratio	
Props	
Load	
Climate	

Builders Commentary

The largest footprint of the GS-Series, the Super Air Nautique GS24 provides an amazing multi-sport package with plenty of room for all your friends and family. Utilizing the Nautique Configurable Running Surface (NCRS), the hull of the GS24 was designed with versatility in mind so that everyone can enjoy doing what they love behind the boat. The Ski Assist feature puts the GS24 in the perfect running attitude for waterskiing, while the Nautique Surf System (NSS) and the 2,500 pounds of sub-floor ballast serve up epic surf waves. As one of the largest multi-sport boats on the market, the GS24 builds on all of the high-performance and luxury features Nautique is known for and delivers them in one convenient package.

Interior

Image not found or type unknown




Image not found or type unknown




Image not found or type unknown




Image not found or type unknown




Image not found or type unknown




Image not found or type unknown





Image not found or type unknown



Features

FLIP-UP PASSENGER SEAT

The lounge of the Super Air Nautique GS24 converts into the perfect viewing area for the action behind the boat with the standard flip-up passenger seat.

UNDER-SEAT STORAGE

Keep all of your gear out of the way with our under-seat storage found throughout the Super Air Nautique GS24. In the bow, the lounge or the cockpit there are plenty of SeaDek-lined storage areas to stow away your items.

BOW SEATING

Kick back and relax in the roomy bow of the Super Air Nautique GS24 that includes speakers, under-seat storage and cup holders.

GS24 DASHBOARD

The asymmetrical design of the GS24 dashboard provides you with clear visibility of the water and the LINC Panaray touchscreen while keeping everything within reach. A phone pocket doubles as a place to keep your drain plug, and a large open pocket area is a great place for sunglasses, hats or other accessories.

JL AUDIO® STEREO

The GS24 comes standard with a comprehensive JL Audio® MX Series Studio Premier stereo system that delivers powerful and crisp sound to the entire boat. With the MM100s head unit, 6-MX speakers throughout the lounge and bow, a 6-Channel Amplifier and a 10" subwoofer. You can also opt to get sound behind the boat with JL Audio 7.7" or 8.8" tower speakers.

POP-UP PYLON

With the optional pop-up pylon you get the perfect tow point for waterskiing behind the GS24. This pylon can be easily retracted and then stowed back into the deck when not in use.

NAUTIQUE SURF SELECT

With Nautique Surf Select, change the side of the boat the wave is on using the Nautique Surf Switch. A handheld controller that connects to your wrist while surfing, the Surf Switch puts you in command so you can easily time your transfers without signaling the driver.

SURF PIPE

The experience of surfing behind the GS24 is made that much better with the standard Surf Pipe mounted to the transom. The Surf Pipe sends the exhaust into the propeller stream behind the boat to guide it from disturbing the surfer.

