

Nimbus 405 Flybridge

Price

Base Price

Specifications

Length Overall	43'8"
BEAM	12'7"
Dry Weight	21,837 Lbs
Tested Weight	
Draft	3'6"
Draft Up	
Draft Down	
Air Draft	
Deadrise/Transom	
Max Headroom	
Bridge Clearance	
Weight Capacity	
Person Capacity	12
Fuel Capacity	2x 132 Gallons

Water Capacity	2x 52 Gallon
Length on Trailer	
Height on Trailer	
Trailer Weight	
Total Weight	
Aft Deck	
Salon Inside Width	
Salon Fore & Aft	
Salon Height	
Salon Volume	
Galley Volume	
Master SR Width	
Master SR fore & Aft	
Master SR Overhead	
Master SR Volume	
Eng. Room Volume	

Acceleration Times & Conditions

Time to Plane	
0 to 20	
Ratio	
Props	
Load	
Climate	

Builders Commentary

The 405 Flybridge is a Nimbus Coupé model built for knowledgeable boating people who enjoy social activities, comfortable living quarters, ease-of-handling and excellent long-distance cruising properties.

The flybridge has been constructed to harmonize fully with the design of the new coupé series. The roof has a light, sweeping lines and incorporates the characteristic folding mast. A large, fixed skylight makes the saloon very light and airy despite the superstructure.

The flybridge features several cleverly functional and social spaces.

‘We have put an extraordinary amount of work into layout and design in order to ensure an optimal flybridge. Not only to create a beautiful boat but also to provide multifunctional social spaces with the right ambiance,’ said Joacim Gustafsson, head designer at Nimbus.

The flybridge includes a wet bar, with sink, grill and fridge, sunbed, large sofa, and a twin helm seat. The twin-seat can be turned through 180 degrees and thus form a roomy social seating group together with the sofa. If required the sofa can be easily converted into an additional sunbed.

All functions on the flybridge have been designed to allow the boat to pass beneath bridges after a few simple adjustments. Thanks to the “sidewalk” deck layout, walking space is maximized on the starboard side, making it very easy to get on and off the boat and to spend time on deck, while allowing generous space in the cockpit and cabin.

The Nimbus Coupé series has been built since 1969 and more than four thousand of these boats have been sold worldwide. The 405 Flybridge is built-in Mariestad at the Nimbus boatyard.

Layout

Image not found or type unknown

Interior

Image not found or type unknown




Image not found or type unknown




Image not found or type unknown





Image not found or type unknown



All Rights Reserved © 2024 BoatTEST.com, LLC



Image not found or type unknown




Image not found or type unknown




Image not found or type unknown

