

# Chris-Craft Chris Craft Capri 21

## Price

Base Price

## Specifications

|                  |            |
|------------------|------------|
| Length Overall   | 21'2"      |
| BEAM             | 7'11"      |
| Dry Weight       | 3,496 Lbs  |
| Tested Weight    |            |
| Draft            | 34"        |
| Draft Up         |            |
| Draft Down       |            |
| Air Draft        |            |
| Deadrise/Transom | 18 Degree  |
| Max Headroom     |            |
| Bridge Clearance | 46.5"      |
| Weight Capacity  |            |
| Person Capacity  | 5          |
| Fuel Capacity    | 34 Gallons |

|                      |  |
|----------------------|--|
| Water Capacity       |  |
| Length on Trailer    |  |
| Height on Trailer    |  |
| Trailer Weight       |  |
| Total Weight         |  |
| Aft Deck             |  |
| Salon Inside Width   |  |
| Salon Fore & Aft     |  |
| Salon Height         |  |
| Salon Volume         |  |
| Galley Volume        |  |
| Master SR Width      |  |
| Master SR fore & Aft |  |
| Master SR Overhead   |  |
| Master SR Volume     |  |
| Eng. Room Volume     |  |

# Acceleration Times & Conditions

|               |  |
|---------------|--|
| Time to Plane |  |
| 0 to 20       |  |
| Ratio         |  |
| Props         |  |
| Load          |  |
| Climate       |  |

## Builders Commentary

With its beautiful teak, classic shape and iconic vertical bow, the Capri 21 is instantly recognizable from every angle. The attention never stops, so prepare for unrelenting waves.

## Layout

Image not found or type unknown





Image not found or type unknown



# Interior

Image not found or type unknown




Image not found or type unknown




Image not found or type unknown




Image not found or type unknown






Image not found or type unknown

## Standard Features

- Mercury- Push Button Start
- Teak Maintenance Kit
- Teak Caulk Color Choice – Black or Blonde

- 3 Yr - Chris Craft Protection Plan
- 5 Yr - Transferable Hull/Structural Warranty
- Bow Scuff Plate - SS
- Certifications and Standards - NMMA, ABYC, USCG
- Color Selections - Boot Stripe - Multiple Color Selections
- Color Selections - Base Gel, Ivory Cream
- Deck Fill Plates - SS
- Deck - Diamond Pattern Non-Skid, Fiberglass
- Flag/Pennant - Embroidered Chris-Craft and US Flag Kit w/SS Magnetic Pole and Base
- Gunnel Trim Rubrail - Molded PVC w/SS Insert
- Hardware - Bow and Stern Eyes, SS
- Hardware - Bow Light Cover, SS
- Hardware - Chrome Plated SS Fasteners
- Hardware - Cleats, SS Mooring
- Hardware - High-End Fit & Finish w/316L SS and Chris-Craft Logo
- Hardware - Thru-Hull Fittings, SS
- Hull - Chris-Craft Trademark Tumblehome Design
- Hull - Deep-V Bottom w/Flared Bow
- Hull - Deck Joint - Mechanically, Chemically Bonded
- Ladder Swim Platform - 3 Step, SS Hidden
- Lighting - Navigation Lights, SS and International Compliance
- Logo - SS, Chris-Craft Branded
- Ski Tow- Stainless Steel
- Swim Platform – Integral
- Swim Platform Grabhandle - SS
- Beverage Holders - SS
- Bolsters - Padded Gunwhale Mounted
- Drains – SS
- Grabrails - SS
- Helm - Compass, Dash Mounted
- Helm - Dash, Gauge and Switch Panels w/Silver Perforated Panels
- Helm - Dash Light Dimmer
- Helm - Ignition Safety Switch(es)
- Helm - Model Designator, SS
- Helm - Steering Wheel, Mahogany

- Helm - Steering, Tilt w/Power Assist
- Helm - Stereo Remote, MP3/USB Inputs w/Fusion Bluetooth Enabled
- Lighting - LED Courtesy
- Outlets/Input - 12V Accessory Outlet(s)
- Outlets/Input - USB Auxiliary Input
- Speakers - JL Audio Sound System (\*includes transom speakers)
- Stereo System - Fusion, AM/FM/Bluetooth/USB w/ subwoofer
- Upholstery Construction - High Density Foam with Antimicrobials and Open Cell Mesh for Drying
- Vinyl - Heavy Duty, Stain/UV Resistant
- Vinyl - Multiple Design/Color Selections
- Windscreen - Curved Tempered Glass
- Windscreen - SS Frame
- Battery Switch w/Breakers
- Battery Tray(s)
- Bilge Pump - w/Autofloat System
- Electric Wiring - Color Coded and Numbered w/Duetch Connectors
- Electrical Bonding System
- Fuel System - EPA Compliant

## Standard Equipment

- Mercury V8 6.2L (300 HP) B3 DTS
- Teak - Cockpit Steps
- Teak - Forward Deck
- Teak - Helm Footpad / Footrests
- Air Intakes - SS
- Hull - Stringer System and Liner, 1 Piece Fiberglass Foam Filled for flotation and Noise Reduction
- Top - Bimini canvas top w/SS bows and color fast acrylic
- Ventilation Grates - SS
- Helm - Depth Finder - LCD
- Helm - Digital Gauge Package, Chris-Craft Branded
- Helm - Engine Controls, Electronic Control - EVC/DTS/DEC
- Helm - Engine Control, Chrome, Side Mounted
- Helm - Horn, Electric Trumpet

- Seating - Aft Bench, Molded
- Seating - Helm Bucket Seats w/Integrated SS Handrails and Flip-Up Bolsters and Mahogany Inserts
- Seating - Portside Passenger, bucket w/ Integrated SS handrails, flip-up bolsters and mahogany inserts
- Seating - Sunpad, Large Aft w/ Transom Walk-Over
- Stowage - Aft Cockpit, Under Seat
- Stowage - aft deck compartments
- Stowage - Bimini, Dedicated Under Engine Hatch
- Stowage - Coaming w/Beverage Holders
- Stowage - In-floor Ski/Rod
- Stowage - In-floor w/Built-In Cooler
- Bilge System - Electric w/Blowers
- Engine Compartment Stowage
- Engine Hatch - w/SS Hinges and SS Gas Shocks
- Engine Hatch Insulation - Acoustical Barrier, Silver Mylar
- Fire Extinguish System - Automatic w/Manual Override
- Fuel System - Aluminum Tanks w/Anti-Siphon Valves and Electric Sending Units

