

Nordhavn N75EYF

Price

Base Price

Specifications

Length Overall	74'5"
BEAM	22'4"
Dry Weight	
Tested Weight	
Draft	6'11"
Draft Up	
Draft Down	
Air Draft	
Deadrise/Transom	
Max Headroom	
Bridge Clearance	
Weight Capacity	
Person Capacity	
Fuel Capacity	4,540 Gallons

Water Capacity	600 Gallons
Length on Trailer	
Height on Trailer	
Trailer Weight	
Total Weight	
Aft Deck	
Salon Inside Width	
Salon Fore & Aft	
Salon Height	
Salon Volume	
Galley Volume	
Master SR Width	
Master SR fore & Aft	
Master SR Overhead	
Master SR Volume	
Eng. Room Volume	

Acceleration Times & Conditions

Time to Plane	
0 to 20	
Ratio	
Props	
Load	
Climate	

Builders Commentary

Nordhavn has taken what it does best, building long-range luxury expedition yachts, and incorporated all the fishing features and rigging found on tournament sportfishers to create a yacht that can truly go after any fish in the world. An enormous fishing cockpit, dual 60-gallon baitwells, a 35-cubic-foot deep freeze, plentiful gear and tackle storage and all the rod holders and rigging a deep-sea angler could ever want top a long list of fishing features.


The N75 EYF is safer in rough weather when sea conditions force a slower running speed, which is always a major downside to the typical small rudders found on sportfishers (the N75 EYF’s standard stabilizers also promise a comfortable ride in rough seas). Additionally, the EYF’s 22 -foot four-inch beam permits a new Nordhavn standard feature: twin engines. A single screw is not an option. The N75 EYF sports Detroit Series 60 diesels and a cruising-speed fuel burn of 12 to 15 gallons per hour – a trickle compared to a typical sportfisher built for nothing but speed with noisy behemoth diesels guzzling 100 to 200 gallons or more per hour. Why not trade expensive high speed for high efficiency, quiet comfort, four-star luxury and the ability to explore the world’s premier fishing spots at your own pace?

Layout

Image not found or type unknown

Exterior

Image not found or type unknown



All Rights Reserved © 2024 BoatTEST.com, LLC

Image not found or type unknown




Image not found or type unknown




Image not found or type unknown




Image not found or type unknown




Image not found or type unknown




Image not found or type unknown




Image not found or type unknown




Image not found or type unknown





Image not found or type unknown



Interior

Image not found or type unknown




Image not found or type unknown




Image not found or type unknown




Image not found or type unknown




Image not found or type unknown




Image not found or type unknown




Image not found or type unknown




Image not found or type unknown




Image not found or type unknown




Image not found or type unknown




Image not found or type unknown





Image not found or type unknown



All Rights Reserved © 2024 BoatTEST.com, LLC

Image not found or type unknown




Image not found or type unknown




Image not found or type unknown




Image not found or type unknown




Image not found or type unknown





Image not found or type unknown



Standard Equipment

Interior Finish / Equipment

General: Per PAE drawing with standard N86 style joiner work

- Cushions throughout boat per drawing with buyer's choice of Ultraleather or fabric of equal value to Ultraleather
- Interior steps to all teak. Corner of steps to have non-skid varnish
- Interior lockers and drawers to be locking Timage with chrome push button
- Interior overhead panels – Majilite, “Nova Suede” #T3D4 Champagne . Removable, held in place by Velcro
- Interior door lock sets to be Mobella “Mc Coy” chrome finish
- Interior cabin doors to be 1-1/4" (3.2 cm) thick and have rubber gaskets for sound reduction and door hooks
- Hanging lockers to have automatic interior lights controlled by micro switch. Lined with Japanese cedar
- Solid (non louvered) cored doors for heads and staterooms 1-1/4" (3.2 cm) thick with rubber gaskets on door jambs
- Interior teak woodwork including cabin sole in pilot house to be varnished with 60% gloss varnish
- Salon tables, pilothouse table to be varnished with high gloss varnish
- All hand rails to be teak.
- Structural bulkheads dividing staterooms and heads to have 3/4" (1.9 cm) furring strips on each side to allow application of 3/4" (1.9 cm) thick sound insulation. The finished bulkhead material of 3/8" (9.5 mm) thickness to be applied over this
- Mirrors are located thru out vessel as shown on interior drawings
- All drawers to have sliders

Galley

- Sub Zero #736TCIL refrigerator/freezer with teak panels . Left hand hinge
- Counter top: Granite w/ bull nosed edges
- Flooring: Ceramic tile or stone
- Cabinet paneling: All teak
- G.E. Profile Stainless steel drop in electric range #JD968SFSS with custom stainless steel sea rails and pot holders
- Locker and drawer interior finish: Formica
- GE “Advantium” #SCA1001DSS microwave oven with exhaust blower
- GE Profile #GCG1540FSS 15" (38.1 cm) stainless steel trash compactor

- Dishwasher 24" (61 cm) Bosch #SHV6803 stainless steel
- Garbage disposal Insinkerator 3/4 hp #444SS
- Stove alcove to be lined with fire retardant material

Main Salon

- Floors: Carpet with 2 lb./sq.ft 1/2" (1.27 cm) thick Soundown underlayment pad
- Cabinet/paneling: Varnished teak
- Teak coffee table on port side
- Furniture made by Jeddy's Interiors: One (1) "L" shaped sofa and one (1) ottoman
- Locker interior finish: Teak
- Three (3) South Coast Marine Bar stools – stainless steel with cushion
- Aritex lift for 42" (106.7 cm) flat screen TV on starboard side of salon (TV not included)
- Teak valance/air con soffit port and starboard and aft sides of salon
- Two overhead teak hand rails
- Custom glass and teak fishing rod storage locker forward starboard. With book shelves outboard
- "U" shaped dinette on starboard side with high gloss teak table
- Mullions along port and starboard side for installation of window treatments

Day Head (accessed from aft deck)

- Floors: FRP
- Countertop: Granite with bull-nosed edge
- Mirror and hand towel bar as shown on drawing
- Cabinet/joiner work: FRP
- Locker and drawer interior finish: Formica
- Toilet paper holder

Master Cabin

- Floors: Carpet with 2 lb./sq. ft. 1/2" (1.27 cm) thick Soundown underlayment pad
- Cabinet/paneling: Varnished teak
- Hanging locker interior finish: Cedarwood
- Alcove for flat screen 42" (106.7 cm) TV forward centerline (TV not included)
- Vanity/desk with chair
- Lounge area with custom sofa and book shelves outboard
- Mattress: Custom king size

- Hanging lockers to be Japanese cedar lined with full-length mirrors on the inside of doors
- Nightstands next to a bunk
- Teak headboard frame

Master Head

- Floors: Ceramic or stone tile to be specified with the order
- Countertop: Granite with bull nosed edges
- Mirrors and towel bars: As shown on drawings
- Molded FRP shower stall with glass shower door.
- Cabinet/joiner work: All teak
- Locker and drawer interior finish: Formica
- Toilet paper holders and towel bars: Grohe
- Shower to have glass door

Pilothouse – Layout per PAE drawing

- Floors: Teak – varnish
- Cabinet/joiner work: Varnished teak
- Countertops and instrument panel faces: Formica #939 black
- Teak table at the settee.
- A settee with chart drawer under
- Helm seat – two (2) Stidds 500N-2X2 Low Back “Slimline”. Vinyl and pedestal color are buyer’s choice
- Locker interior finish: Formica
- Bookshelves and chart drawers and lockers as shown on PAE drawing
- Drinks refrigerator under dash Model – Cruise 85
- Compass – Ritchie SS 5000 5? (12.7 cm) mounted on a teak block
- Top of instrument console to be wrapped in black leather or Ultraleather

Pilothouse Head

- Floors: Teak – varnished
- Cabinet/joiner work: All teak
- Toilet paper holder: Grohe
- Countertops: Granite with bull nosed edges
- Locker interior finish: Formica
- Towel bars: Grohe

- FRP shower stall with aluminum and glass bi-fold door

Forepeak (Chain Locker) – watertight collision bulkhead

- Shelves: Longitudinal plywood shelf with 5" (12.7 cm) fiddles provided port and starboard for storage
- Pad eye in each locker for bitter end of the chain
- Finish: Painted with light gray gel coat
- Locker to be divided for dual anchors and chain
- Both lockers to be self-draining thru thru-hulls at the boot top

Laundry/Passageway

- Floors: teak/spruce
- Cabinetry: teak

Port Guest Cabin

- Floors: Carpet with 2 lb./sq. ft. 1/2" (1.27 cm) thick Soundown underlayment pad
- Cabinet/paneling: Varnished teak
- Hanging locker interior finish: Japanese cedarwood
- Dresser
- Drawers under bunk
- Mattress: Twin size x two (2)
- Nightstand between bunks
- Teak headboard frames
- Lockers and bookshelf overhead of bunks
- Pipe berth outboard
- Forced air ventilation system with adjustable blower per PAE design

Starboard Guest Cabin

- Floors: Carpet with 2 lb./sq. ft. 1/2" (1.27) thick Soundown underlayment pad
- Cabinet/paneling: Varnished teak
- Teak headboard frame
- Hanging locker with a Japanese cedar wood lining x two (2)
- Drawers under berths
- Mattresses: Queen size 5" (12.7 cm) thick foam
- Forced air ventilation system with adjustable blower per PAE design
- Pipe berth outboard

Port and Starboard Guest Heads

- Floors: Tile or stone
- Cabinetry: Varnished teak
- Shower to be molded FRP
- Countertops: Granite with bull nosed edges
- Aluminum/glass bi-fold shower door
- Towel bars
- Toilet paper holder
- Full height mirror over the sink