

# Nordhavn N86

## Price

Base Price

## Specifications

<b>Length Overall</b>	86'7"
<b>BEAM</b>	24'
<b>Dry Weight</b>	
<b>Tested Weight</b>	
<b>Draft</b>	8'2"
<b>Draft Up</b>	
<b>Draft Down</b>	
<b>Air Draft</b>	
<b>Deadrise/Transom</b>	
<b>Max Headroom</b>	
<b>Bridge Clearance</b>	
<b>Weight Capacity</b>	
<b>Person Capacity</b>	
<b>Fuel Capacity</b>	7000 Gallons

<b>Water Capacity</b>	900 Gallons
<b>Length on Trailer</b>	
<b>Height on Trailer</b>	
<b>Trailer Weight</b>	
<b>Total Weight</b>	
<b>Aft Deck</b>	
<b>Salon Inside Width</b>	
<b>Salon Fore &amp; Aft</b>	
<b>Salon Height</b>	
<b>Salon Volume</b>	
<b>Galley Volume</b>	
<b>Master SR Width</b>	
<b>Master SR fore &amp; Aft</b>	
<b>Master SR Overhead</b>	
<b>Master SR Volume</b>	
<b>Eng. Room Volume</b>	

## **Acceleration Times & Conditions**

<b>Time to Plane</b>	
<b>0 to 20</b>	
<b>Ratio</b>	
<b>Props</b>	
<b>Load</b>	
<b>Climate</b>	

## Builders Commentary

Following the unparalleled success of the Nordhavn 76 with its sophisticated systems and construction features, PAE's design, engineering and manufacturing team was ready for a larger vessel and at 86 feet, this Nordhavn represents PAE's firm entry into the megayacht market. With a 24-foot beam, she is more than impressive at first sight, however her full load displacement of over 400,000 pounds allows her to compare with many vessels well over 100 feet.

Building on the experience of hundreds of thousands of ocean crossing miles and applying the "form follows function" rule, this ultimate offshore passagemaker has been designed in an aft wheelhouse configuration. For comfort and visibility at sea, this arrangement cannot be beat and with her long foredeck, tenders up to 20 feet can be accommodated.

There is no question the Nordhavn 86 is a large yacht. The first impressions from the outside are of great mass and powerful lines, but it's the interior volume that has to be experienced to be appreciated.

## Interior

Image not found or type unknown




Image not found or type unknown




Image not found or type unknown




Image not found or type unknown




Image not found or type unknown






Image not found or type unknown




Image not found or type unknown






Image not found or type unknown




Image not found or type unknown




Image not found or type unknown




Image not found or type unknown




Image not found or type unknown




Image not found or type unknown








Image not found or type unknown




Image not found or type unknown




Image not found or type unknown




Image not found or type unknown




Image not found or type unknown




Image not found or type unknown




Image not found or type unknown




Image not found or type unknown




Image not found or type unknown




Image not found or type unknown




Image not found or type unknown




Image not found or type unknown





Image not found or type unknown





## Standard Features

### Interior Finish / Equipment

**General: Per PAE drawing with N72 style joiner work**

- Cushions throughout boat per PAE drawing of buyer's choice of ultra leather or fabric
- Interior steps to all teak. Corner of steps to have nonskid varnish
- Interior lockers and drawers to be locking Timage with chrome push button
- Interior overhead panels – Majilite Destiny Parchment #JHD6S. Removable, held in place by Velcro
- Interior door lock sets to be Mobella “Mc Coy” chrome brass
- Interior cabin doors to have rubber gaskets for sound reduction and door hooks
- Hanging lockers to have automatic interior lights controlled by micro switch. Lined with Cedar
- Solid (non louvered) cored doors for heads and staterooms 1.25" (3.2 cm) thick with rubber gaskets on door jambs
- Interior teak woodwork including cabin sole in pilot house to be varnished with 60% gloss varnish
- Salon tables, pilothouse table to be varnished with high gloss varnish
- All hand rails to be teak

- Structural bulkheads dividing staterooms and heads to have 3/4" (1.9 cm) furring strips on each side to allow application of 3/4" (1.9 cm) thick sound insulation. The finished bulkhead material of 3/8" (9.5 mm) thickness to be applied over this
- Mirrors are located thru out vessel as shown on interior drawings
- All drawers to have stainless steel ball bearing slides

## Galley

- Sub zero #700TCIR and #700TCIL refrigerator/freezer with teak panels x two (2). One right hand hinge and one left hand hinge
- Sub zero #700TF L freezer with teak panels located across from galley fwd. of day head – left hand hinge
- Counter top: Granite with bull nosed edges
- Flooring: Ceramic tile or stone
- Cabinet paneling: All teak
- G.E. Profile Stainless steel drop in electric range #JD968SFSS with custom stainless steel sea rails and pot holders
- Locker and drawer interior finish: Formica white
- GE "Advantium" #SCA1001DSS microwave oven with exhaust blower
- GE Profile #GCG1540FSS 15" (38.1 cm) stainless steel trash compactor
- Dishwasher 24" (61.cm) Bosch #SHV6803 stainless steel
- Garbage disposal Insinkerator 3/4 hp #444SS
- Stove alcove to be lined with Stainless steel
- Lift up galley partition to divide galley from dining room
- Pantry to starboard of galley
- Sliding doors to galley to have frosted glass panels

## Dining room

- Hutch on port side with beveled glass doors and drawers under
- Custom teak table with extension leaf and six custom teak and fabric chairs
- Door to galley/side deck to have frosted glass panel

## Wet bar

- Three (3) custom bar stools
- Sub-zero refer drawers #700BR lighted locker over with beveled glass doors

- Sub-zero wine chiller #424
- Stainless steel sink with Grohe faucet #33.939.000 chrome/chrome
- Granite counter top
- Overhead locker
- Cabinet/paneling: Varnished teak

## **Main Salon**

- Floors: Carpet with 2 lb./sq.ft 1/2? (1.27 cm) thick Soundown underlayment pad
- Cabinet/paneling: Varnished teak
- Teak table between chairs on port side
- Furniture: Two (2) movable chairs with two (2) ottomans
- Locker interior finish: Teak
- Teak wrapped stainless steel support column at fwd. End of settee
- Aritex lift for 50? (127 cm) flat screen TV on port side of salon. (TV not included)
- Prewire for surround sound speakers
- Teak valance/air con soffit P&S and aft sides of salon
- Two overhead teak hand rails
- Two (2) Teak coffee tables starboard side with high gloss varnish
- Settee along starboard side with storage under
- Mullions along port and starboard side for installation of widow treatments
- Overhead to have perimeter recess with strip lighting

## **Salon Day Head**

- Floors: Teak
- Counter top: Granite with bull nosed edge
- Mirror and towel bar as shown on drawing
- Cabinet/joiner work: All teak
- Locker and drawer interior finish: Formica
- Toilet paper holder and Towel bar: TBD

## **Master Cabin**

- Floors: Carpet with 2 lb./sq. ft. 1/2? (1.27 cm) thick Soundown underlayment pad
- Cabinet/paneling: Varnished teak
- Hanging locker interior finish: Cedar wood

- Alcove for flat screen 42" (106.7 cm) TV. (TV not included)
- Vanity/desk with chair
- Lounge chair
- Mattress: Standard king size
- Hanging lockers to be cedar lined with full length mirrors on inside of doors
- Book shelves and night stands next to bunk
- Teak headboard frame

### **Master Head (His and Hers)**

- Floors: Ceramic or stone tile to be specified with order
- Counter top: Granite with bull nosed edges
- Mirrors and towel bars: As shown on drawings
- Walk thru molded FRP shower stall with frameless glass doors accessed from both heads
- Cabinet/joiner work: All teak
- Locker and drawer interior finish: Formica
- Toilet paper holders and towel bars: TBD
- Bath tube to have frameless glass doors
- Acrylic bath tub: Kohler Tub enclosure to be tiled with buyers choice of tile or stone
- Mirrored locker doors in tub enclosure.

### **Pilot House – Layout per PAE drawing**

- Floors: Teak – varnish
- Cabinet/joiner work: Varnished teak
- Countertops and instrument panel faces: Formica #939 dark gray
- Hi-Low teak table at settee to slide in and out
- Settee with chart drawers under
- Helm seat – Three (3) Stidds 500N-2X2 Low Back “Slimline”. Vinyl and pedestal color are buyer’s choice
- Chart table with Cantalupi “Rico” chart light
- Locker interior finish: Formica
- Book shelves and chart drawers and lockers as shown on PAE drawing
- Drinks refrigerator under port side of settee – Isotherm Model #CR049NV567
- Compass- Ritchie SS 5000 5" (12.7 cm) mounted on teak block
- Top of instrument console to be wrapped in black leather or ultra leather

## **Pilot House Head**

- Floors: Teak – varnished
- Cabinet/joiner work: All teak
- Toilet paper holder: TBD
- Countertops: Granite with bull nosed edges
- Locker interior finish: Formica
- Towel bars TBD
- FRP shower stall with aluminum and glass bi-fold door

## **Captain's Cabin Pilot House**

- Flooring: Carpet with pad
- Cabinet/joiner work: Varnished teak trim
- Locker interior finish: Formica
- Mattress: Single 5' (12.7 cm) foam
- Desk with movable chair
- Hanging locker cedar lined
- Dresser with four (4) drawers and mirror over
- Drawers under bunk
- Overhead lockers and shelves over bunk
- Mullions for window treatments on two windows

## **Sky Lounge**

- "L" shaped settee starboard side
- Teak coffee table
- Customer chairs and ottoman port side
- Teak end table
- Aritex lift system for 42" (106.7 cm) flat screen TV. (TV not included)
- Lockers and book shelves port side and stbd aft
- Mullions for window treatment for all six windows

## **Forepeak (Chain Locker) Water tight collision bulkhead**

- Shelves: Longitudinal plywood shelves with 5' (12.7 cm) fiddles provided port and starboard for storage
- Pad eye in each locker for bitter end of chain

- Finish: Painted with gray gel coat
- Locker to be divided for dual anchors and chain
- Both lockers to be self draining thru thru-hulls at boot top

### **Aft stairway to crew cabins and engine room**

- Bulkheads to be finished: Varnished teak
- Teak hand rail

### **Crew cabin**

- Floors: Carpet with pad
- Cabinetry and joiner work: Formica with teak trim
- Mirrors as shown
- Hanging locker with Cedar wood lining
- Book shelves and lockers outboard of lower berth
- Drawers under berths
- Mattresses: Custom 5? (12.7 cm) thick foam x two (2)
- Forced air ventilation system with adjustable blower per PAE design

### **Crew head**

- Floors: Lonseal #154 Sandstone
- Cabinetry: Formica with teak trim
- Shower to be molded FRP
- Countertops: Granite with bull nosed edges
- Aluminum/glass bi-fold shower door
- Towel bars TBD
- Toilet paper holder TBD
- Full height mirror over sink

### **Laundry/passageway**

- Floors: Lonseal #154 Sandstone
- Cabinetry: Formica with teak trim
- Hanging locker under stairs lined with Formica

### **Forward port and starboard guest cabins**

- Floors: Carpet with 2 lb./sq. ft. 1/2" (1.27 cm) thick Soundown underlayment pad
- Cabinet/paneling: Varnished teak
- Hanging locker interior finish: Cedar wood
- Dresser outboard
- Drawers under bunk
- Mattress: Standard king size
- Night stands next to bunk
- Teak headboard frame

### **Forward guest cabin**

- Floors: Carpet with 2 lb./sq. ft. 1/2" (1.27 cm) thick Soundown underlayment pad
- Cabinet/paneling: Varnished teak
- Mirrors as shown
- Hanging locker with Cedar wood lining
- Drawers under berths
- Mattresses: Custom 5" (12.7 cm) thick foam x two (2)
- Forced air ventilation system with adjustable blower per PAE design

### **Port and starboard and forward guest heads**

- Floors: Tile or stone
- Cabinetry: Varnished teak
- Shower to be molded FRP
- Countertops: Granite with bull nosed edges
- Aluminum/glass bi-fold shower door
- Towel bars
- Toilet paper holder
- Full height mirror over sink