

Regulator Marine 41

Price

Base Price

Specifications

Length Overall	41'3"
BEAM	12'6"
Dry Weight	
Tested Weight	
Draft	37"
Draft Up	29"
Draft Down	37"
Air Draft	
Deadrise/Transom	
Max Headroom	
Bridge Clearance	
Weight Capacity	
Person Capacity	
Fuel Capacity	600 Gallons

Water Capacity	60 Gallons
Length on Trailer	
Height on Trailer	
Trailer Weight	
Total Weight	
Aft Deck	
Salon Inside Width	
Salon Fore & Aft	
Salon Height	
Salon Volume	
Galley Volume	
Master SR Width	
Master SR fore & Aft	
Master SR Overhead	
Master SR Volume	
Eng. Room Volume	

Acceleration Times & Conditions

Time to Plane	
0 to 20	
Ratio	
Props	
Load	
Climate	

Builders Commentary

Experience the Regulator 41 with features to meet your every offshore need. The integrated wraparound windshield offers more protection at the helm, while the aft mezzanine seat with prep & tackle center and overhead SureShade® provide additional cockpit seating without compromising fishing amenities. Easy tower access makes the dual helm even more attractive, and, below deck, the cabin features a galley kitchen, double berth, and spacious head with shower, allowing you to accommodate friends and family with ease. Serious anglers will love the optional Taco® Grand Slam 500 outrigger bases with 20' Carbon Fiber telescoping poles and huge Livewell and fish box capacity. Powered by Yamaha's all-new quad XF425 engines, with the added stability of the Seakeeper® 5 stabilization system, the 41 is everything you've ever wanted in a luxury sportfisher.

Interior

Image not found or type unknown




Image not found or type unknown




Image not found or type unknown




Image not found or type unknown




Image not found or type unknown




Image not found or type unknown




Image not found or type unknown




Image not found or type unknown




Image not found or type unknown




Image not found or type unknown

Image not found or type unknown




Image not found or type unknown

Image not found or type unknown




Image not found or type unknown




Image not found or type unknown




Image not found or type unknown




Image not found or type unknown





Image not found or type unknown






Image not found or type unknown





Image not found or type unknown



STANDARD EQUIPMENT

Console

- Fiberglass T-Top with Surfboard Edges, Electronics Box, Navigation/Dock Lighting, Spreader Lights, and Multi-Colored LED Lights –Complete with Integrated Wraparound Windshield with Vent and Windshield Wiper/Washer, plus Rocket Launchers built into Aft Support Frame
- White Powder Coat Package
- Factory-Installed Garmin® Offshore 41 Package: Triple 17” GPSMAP® 8617 Multi-Touch Widescreen Chartplotter/Sonar Displays, VHF 215 AIS Radio with 8’ Digital VHF Antenna, GMR™ 1224 xHD2 12kW Open-Array Radar, Airmar® B275LHW with Wide Beam 1kW CHIRP Transducer, and Reactor Steer-by-Wire Autopilot, Plus Black Flushmount Electronics Face and Mic Relocation Kit
- Recessed Switch Panel with Stainless LED Push Button Switches
- Ritchie® Blue Face SuperSport Compass
- Yamaha CL7™ Touchscreen Display (Console & Tower)
- Marine Stereo with AM/FM/WB. SiriusXM® ready with Bluetooth and Polk Ultramarine Sound System, Dynamically Calibrated Subwoofer/Speakers/Amp with External Digital Antenna including XKchrome App Controlled LED Cockpit and Speaker Lighting
- EZ-View Flushmount Electronic Mounting Face with Access in Head Compartment
- Battery System with Switches and (8) Marine Batteries with Easy Access at Helm
- (2) 40-Amp Battery Chargers with 50’ Power Cord
- Illuminated Glove Boxes with Fiberglass Lids
- Edson™ Polished Silver Wheel with Power Knob
- Helm Air Conditioner Vents
- Flexiteek Marine Decking at Helm
- Helm Space for up to (3) 17” Displays
- USB Charging Ports

Console Interior

- Onan 7.5kW Diesel Generator
- CO Detector
- Courtesy LED Lights
- Bilge High Water Alarm
- Sleeping Accommodations for Two with Reading Lights
- Galley with Refrigerator, Microwave, Sink, Inductive Cooktop, and Cabinet Storage

- Cherry Dining Table with Seating for Four
- Air Conditioned Cabin
- 28" 12V LED TV with AM/FM/CD/DVD Player

Head Interior

- Stand-Up Head Compartment with Electric Head including 13 gal. Holding Tank, Solid Surface Countertop, Sink with Hot Water and Cabinet Storage, Interior Lighting, and Mirror
- Hot Water Shower and (2) Towel Racks
- Vented Port Light

Deck & Cockpit

- Seakeeper®5 Gyro Stabilization System
- 360° Coaming Pads
- Cockpit SureShade®
- Stainless Steel 14x18 Trim Tabs with Indicator Switch
- Starboard Boarding and Dive Door with Integrated Folding Ladder
- Pull Up Bow Cleats
- Stainless Steel Hardware Through-Bolted with Elastic Stop Nuts
- Molded Non-Skid Horizontal Surfaces
- Engine Bracket with Integrated Telescoping Ladder and Flexiteek Marine Decking
- Through Stem Bow Roller with Anchor Windlass in Forward Deck Anchor Locker, Remote Switch, Chain, Anchor, and Freshwater Wash Down
- Stainless Steel Scuppers
- Flush-Mounted Fiberglass Sun Bed with Filler Cushion and Convertible Pedestal Table with Electric Motor to Raise/Lower
- USB Charging Ports in Forward Seating Area
- White-Painted Engines

Fishing Equipment

- 60 gal. Freshwater System with Wash Downs (2) and Transom Shower
- Insulated Illuminated Transom Fishbox
- Insulated Illuminated Transom Livewells (2)
- Saltwater Wash Down and Livewell Plumbing
- Stainless Steel Rod Holders (6)

- In-Deck Illuminated Fishbox/Locking Rod Storage (Holds 8 Rods)

Seating

- Forward Seating with Flip-Up Backrests (2)
- Forward Console Settee with Cooler
- 4X Deluxe Helm Seating with Mezzanine Seating and Prep Area with Countertop, Electric Grill, Sink, Drawers, and Tackle and Tray Storage Compartments
- Integrated Flush Folding Transom Seat

POWER OPTIONS

- Quad White Yamaha XF425 4-Stroke Engines with Digital Electronic Controls and Yamaha Helm Master® with Set Point™

CUSTOMIZED OPTIONS

Color

- Featured or Custom Hull Color
- Hull Color Matched Bracket
- Custom-Painted Engines

T-Top & Tower

- Spray Curtain Enclosure
- Taco® Grand Slam 500 Outrigger Bases with 20' HD-Carbon Fiber Telescoping Poles
- Dual Station Tower with Controls and Hardtop including VHF and Display
- Cockpit SureShade® Color Choice (Other than Standard Natural White)
- T-Top Underside to Match Hull Sides
- T-Top Underside Different Than Hull Sides

Seating & Upholstery

- Dove Gray Upholstery
- Helm and Seating Canvas Covers

Comfort & Convenience

- Phender Pro™ with 4 Quick-Release Fender Cleats
- Edson™ Elite Carbon Wheel with Power Knob (Console & Tower)*
- (3) Pairs of Additional Rod Holders
- Refrigerated Transom Fishbox
- Multi-Colored Underwater LED Lights (2)
- Lenco™ Marine Auto Glide
- Remote-Controlled LED Spotlight**
- FLIR™ M232 Thermal Camera**
- Cockpit Freshwater Engine Flush
- Forward Sun Shade

Electronics

- Factory-Installed Garmin® GXM 54 SiriusXM® Weather Marine Receiver Upgrade