

# Sabre Yachts 58 Saloon Express

## Price

Base Price

## Specifications

|                  |             |
|------------------|-------------|
| Length Overall   | 63'9"       |
| BEAM             | 16'2"       |
| Dry Weight       |             |
| Tested Weight    |             |
| Draft            | 4'9"        |
| Draft Up         |             |
| Draft Down       |             |
| Air Draft        | 17'9"       |
| Deadrise/Transom |             |
| Max Headroom     |             |
| Bridge Clearance |             |
| Weight Capacity  |             |
| Person Capacity  |             |
| Fuel Capacity    | 800 Gallons |

|                      |             |
|----------------------|-------------|
| Water Capacity       | 230 Gallons |
| Length on Trailer    |             |
| Height on Trailer    |             |
| Trailer Weight       |             |
| Total Weight         |             |
| Aft Deck             |             |
| Salon Inside Width   |             |
| Salon Fore & Aft     |             |
| Salon Height         |             |
| Salon Volume         |             |
| Galley Volume        |             |
| Master SR Width      |             |
| Master SR fore & Aft |             |
| Master SR Overhead   |             |
| Master SR Volume     |             |
| Eng. Room Volume     |             |

# Acceleration Times & Conditions

|               |  |
|---------------|--|
| Time to Plane |  |
| 0 to 20       |  |
| Ratio         |  |
| Props         |  |
| Load          |  |
| Climate       |  |

# Builders Commentary

The 58 Salon Express design features large windows to flood the living areas in natural light, and the main door that opens fully from port to starboard, comfortably merging exterior and interior spaces.?

Located aft within the pilothouse, her fully-equipped galley boasts a u-shaped counter to port with cooktop, sink, and ample under-counter storage, balanced to starboard with another stretch of linear counter and storage. From there, a single step accesses the salon, and the helm deck, creating a graceful and practical social space.

Below deck, the 58 Salon Express houses three cabins each with en-suite head and shower, and including an expansive, full-beam master stateroom with a walk-around king berth, a generously proportioned head, and shower unit, and abundant storage.

# Interior

Image not found or type unknown




Image not found or type unknown




Image not found or type unknown




Image not found or type unknown




Image not found or type unknown






Image not found or type unknown




Image not found or type unknown





Image not found or type unknown



## Standard Features

# HULL

- Modified deep “V” planing hull design.
- 15° deadrise at transom, 24° deadrise amidships.
- ISO NPG white gelcoat w/ vinyl ester resin.
- VIP resin infused biaxial E-glass w/ Corecell SAN foam core.
- Stringer system biaxial E-glass w/ foam core.
- Resin infused E-glass swim platform w/ molded-in anti-skid.
- Hull side rubbing strakes.
- White PVC rub rail w/ stainless steel cap.
- Painted (Urethane) double boot top.
- Gold recessed cove stripe.

# DECK & HARDTOP

- ISO NPG gelcoat.
- VIP resin infused knitted biaxial structural e-glass reinforcements w/ balsa coring.
- Molded-in anti-skid deck surfaces.
- Fixed-glazed, recessed salon windows.
- Hardtop w/ electric sliding sunroof & integrated shade/screen combination.
- Custom Sabre FRP composite radar mast w/ powder-coated aluminum platforms.
- Double-sided anchor lockers w/ slam latches.
- Access hatch from aft cockpit to engine room w/ electric/hydraulic lift.
- Forward-facing, center-aft cockpit seating w/ fixed table.

# DECK HARDWARE

- 1 1/2" Diameter type 316 stainless steel perimeter rail system.

- (6) 12" Stainless steel cleats: two forward, four mid ship.
- (2) Stainless steel horn bollard cleats aft.
- (2) Stainless steel stern cleats.
- (1) 12" Stainless steel cleat to port of windlass chain stopper as anchor rode tie off.
- Custom stainless steel bow pulpit w/ anchor roller.
- 24v electric anchor windlass w/ controls at helm & foot switches on deck.
- Ensign flagstaff aft.
- Burgee staff on the bow pulpit.
- Low profile stainless steel hatches w/screens.
- Custom stainless steel opening port lights.
- Teak coaming cap rails.
- Teak cabin side eye-brow.
- Custom cast stainless steel "Sabre" medallion.
- Sureshade ATF-SG?retractable cockpit sun awning.
- Port & starboard transom access gates to cockpit.
- Salt water washdown system at the bow.

?

## HELM STATION

- Hinged access door to starboard side deck.
- Dual?Volvo-Garmin?8617 Multi-Function Displays (MFDs) w/ Separate SD Card Readers
- Volvo-Penta?Autopilot w/ Joystick Driving.
- Volvo-Penta IPS?Plus Joystick Controller on?Stidd?Armrest.
- Twin Lever Shift & Throttle Control (EVC-E) w/ Single Lever & Cruise Control Software.
- Triple windshield wipers w/ multiple speed settings.
- Windshield washers plumbed from the fresh water system.
- Kahlenberg?dual chrome trumpet horn w/ the compressor.
- Ritchie?Compass.
- Switch controls for horn, running lights, anchor light, engine room blowers, & bilge pumps.
- Custom teak steering wheel w/ tilt helm & Sabre logo.
- Twin?Stidd?N Series helm seats w/?Ultraleather® fabric
- Dual-color helm overhead lights, red & white

# STD. VOLVO PROPULSION SYSTEM & ENGINE ROOM

- Twin?Volvo-Penta?IPS 950 inboard propulsion systems w/ 24v electric shift transmissions & NiBrAl P-series duo-props
- Tier III emission certified.
- Pleasure craft rated VP D11, 725mhp @ 2500rpm engines.
- Integrated fresh water heat exchanger cooling system.
- Dual alternators per engine (4 total).
- Volvo-Penta?900mm?Interceptor?trim system w/ auto trim.
- Dynamic Positioning System?(DPS).
- Active Corrosion Protection?system (ACP).
- Volvo-Penta Clear Wake Exhaust?bypass system (EVC controlled).
- Groco?raw water intake strainers & safety sea valves
- Oil change system for engines; pod drives & generator.
- Engine room ventilation system 24v.
- Engine room intake mist-eliminating ducts on cabin house sides w/ stainless steel grilles.
- Gloss white engine room.
- Gloss white painted engines.
- Mylar-faced foam noise barrier.

## FUEL SYSTEM

- (2) 400 USG Diesel fuel tanks.
- (2) 10μ Racor dual max 1000 turbine fuel filters.
- (2) 2" Diesel stainless steel deck fill plates (1- port & 1-stbd.).
- Fuel level indicator at helm.

?

## NMEA2000 NETWORK SYSTEM

- Fully networked electrical system w/ onboard WiFi & digital switching.
- Network monitoring of systems.
- Network control of AC @ DC electrical circuits.
- Backup/override of all network circuit faults.
- Modes of Operation?– single push button activation of boat-wide circuits.

- (1) iPad Mini with Launch Port for wireless control of network systems.
- (1) Fixed network display in Master stateroom
- (1) Fixed network display in engine room
- Parallel NMEA 2000 backbone for dealer/OEM-installed navigational electronics network.

## 240/120VAC ELECTRICAL SYSTEM

- Twin 240/120 VAC 50 amp AC shore power system.
- (2) 85 ft. Glendinning cord reels aft.
- Isolation transformer w/ each standard shore power service.
- 21.5kW Onan generator w/ sound enclosures.
- Automatic AC switching system for shore & generator power.
- Mastervolt 3.5kW high output inverter w/ 120 Amp DC charger for ships batteries.
- 120V outlets in each cabin & one in engine room
- All accessible 120VAC outlets GFCI protected.
- 12 Amp (24vDC) battery charger for engine start batteries.
- 10 Amp (12vDC) battery charger for generator start battery.
- 120/240VAC distribution panels in engine room & adjacent to helm.

## 24VDC ELECTRICAL SYSTEM

- Dedicated 24vDC, Lifeline AGM 3100 engine starting battery banks for each engine (2-12volt batteries/engine).
- Dedicated 24vDC, 800Ah AGM deep cycle ship's service battery bank (8-6volt batteries).
- (1) AGM Group 34, 12vDC generator start battery.
- Dedicated 24VDC battery charger for engine battery banks.
- Helm remote controlled battery switches w/ manual override
- Automated emergency engine battery bank parallel switch.
- Illuminated main circuit breaker distribution.
- Digital battery monitoring for each bank
- High-output, efficient LED lighting throughout the boat.
- Dimmers in cockpit, main salon, galley & staterooms

- Marine-grade, UL & ABYC standard tinned copper wire throughout.
- USB ports at the helm & in each cabin.
- LED Navigation lights
- Triple wiper/washer system

## ENTERTAINMENT MEDIA

- Fusion Apollo Multi-Zone Stereo System with Bluetooth. Remote controls at helm & cockpit, four speakers: two in the main salon, two in the cockpit.
- Kicker amplifier & 10" subwoofer.
- HDMI & CAT5E cables run from each TV to the electronics locker below companionway stairs.

?

## WASTE DISPOSAL

- Polyethylene holding tank w/ 100 gallon capacity.
- Freshwater marine sanitation devices w/ white ceramic bowls.
- Diaphragm pump on holding tank to overboard sea valve.

## FRESH WATER SYSTEM

- Water capacity approx. 230 gals.
- 20 gal. 240V hot water heater.
- (1) 240VAC Headhunter Mach5 primary pump on hot & cold water pressure system.
- (1) 24VDC secondary backup fresh water pump.
- Filters on fresh water pump system & shore water inlet.
- Fresh water spigot in engine room & in anchor locker.

## MAIN SALON

- Stainless steel double-acting door to cockpit w/ curved glass corner windows.



- U-shaped lounge port & straight settee to starboard w/ custom fabrics & drawers below.
- Fixed tables w/ starburst inlay & deep epoxy finish.
- Cabinet aft of mate seating w/ 43" HD LED TV on electric lift. Rotates.
- Bottle locker.
- Ocean Air?blinds on all salon fixed-glazed windows.
- Drapes on salon curved corner windows.
- Sound deadening headliner panels.
- Heat/Air Conditioning 48kBTU. (Combined galley/salon/helm).

## **GALLEY**

- Viatera?countertop- bull nosed edge overhangs cabinet below.
- 2-burner induction electric cook top.
- Wolf?24? drawer-style microwave oven (non-convection)
- Galley exhaust fan.
- 24"?Sub Zero?stainless Steel two-drawer fridge.
- 24"?Sub Zero?stainless steel two-drawer freezer w/ ice maker.
- Bank of dovetailed drawers.
- Toe kick space length of galley w/ courtesy lighting
- Stainless steel under-mounted sink w/ designer faucet.
- Pull-out waste basket.
- Dry storage outboard.

## **FORWARD/VIP STATEROOM**

- Spacious low queen island berth layout w/ 10? mattress.
- Cherry hull ceilings.
- Drawers under bed.
- Aft end of berth top hinges open to access blanket storage.
- Enclosed upper shelves to port & starboard of island berth w/ storage behind.
- Dimmable accent lighting below shelves & berth.
- Large cedar-lined hanging locker to starboard w/ closet pole.

- Bureau to port w/ enclosed locker above.
- 32" Built-in HD LED TV on forward-facing bulkhead.
- Screen/Shade for all hatches.
- Private access to head/shower compartment.
- Heat/Air Conditioning 12kBTU (including day head).

?

## **FORWARD/DAY HEAD**

- Dupont Corian?countertop w/ semi-recessed sink & faucet.
- Vanity cabinet below sink.
- Cabinet above vanity with mirror in the door.
- Private access from forward/VIP stateroom.
- Separate shower stall w/ clear acrylic divider.
- Custom tile in head & shower sole.
- Opening portlight to side deck.
- Deck hatch w/ blind/screen overhead.
- Storage lockers.
- Stainless steel towel bars.
- Ventilation fan.

?

## **STARBOARD GUEST STATEROOM**

- Double berth converts to separate twin berths with 6" foam?Sunbrella?mattresses.
- Cherry hull ceiling.
- Hanging locker forward.
- 32" HD LED TV on aft wall
- Heat/Air Conditioning 10kBTU (including guest head).

## **GUEST HEAD**

- Guest head forward of the guest stateroom.
- Separate shower stall w/ clear acrylic divider.

- Custom tile in head & shower sole.
- Opening portlight to the side deck.
- Private access from the guest stateroom.
- Dupont Corian?countertop w/ semi-recessed sink & faucet.
- Vanity cabinet below the sink.
- Large wood-framed mirror over vanity.
- Inside of door mirrored.
- Stainless steel towel bars.
- Ventilation fan.

## MASTER STATEROOM

- Spacious 76"x80" king island berth w/ 10? mattress & inlaid headboard.
- (6) Fixed hull ports w/ shades (3-port & 3-stbd.).
- Base of bed incorporates drawers & storage.
- Nightstands w/ drawers at both sides of bed.
- (2) Cedar-lined hanging lockers w/ shelves aft of bed.
- 50" HD LED TV
- Washer & Dryer in vestibule

?

## MASTER STATEROOM HEAD

- Exclusive access to master head from master stateroom.
- Separate shower stall w/ clear acrylic shower divider.
- Dupont Corian?countertop w/ designer sink & faucet.
- Ventilation fan.
- Storage lockers.
- Custom tile in head compartment & shower sole.
- Stainless steel towel bars
- Wood trimmed mirror over sink
- Heat/Air Conditioning 16kBTU (including master head).

# DÉCORE

- Varnished cherry interior finish.
- Teak & holly sole w/ sealed finish throughout interior (excluding heads).
- Soft headliner panels throughout.
- Screens & accordion shades on all opening ports & hatches.
- Sabre-offered fabrics & countertop materials.
- Dovetailed & varnished maple drawer boxes throughout.

# SAFETY

- Portable fire extinguishers in all accommodation spaces.
- Corrosion-proof?Marelon?sea valves on all below waterline fittings.
- Bonding system to safeguard against galvanic corrosion.
- Xintex-Fireboy automatic, clean agent fire extinguishing system in engine room w/ manual override.
- Fire system includes automatic shut-down of engines, generator, & engine room ventilation blowers.
- (3) Automatic electric bilge pumps.
- (3) Bilge high water alarms.

# OPTIONS

- Central vacuum system.
- Conventional convection-style microwave in galley in lieu of drawer style
- Custom fabrics, countertop materials, bedding & bath décor packages available.
- FreedomLift?tender lift & storage system.
- Full spectrum color underwater lights.
- Hydraulic swim platform.
- Kahlenberg?triple horns.
- Navigational electronics prewire.
- Sabre FRP composite radar mast w/ powder-coated aluminum platforms

- Seakeeper?16 gyro stabilizer.
- Second?iPad mini?for wireless control of network.
- Shore power inlets (2) at bow with 50' cord sets.
- Stereo zones in all cabins.
- Teak decking in cockpit.



