

# Rinker 22 MTX

## Price

Base Price

## Specifications

|                         |            |
|-------------------------|------------|
| <b>Length Overall</b>   | 22'7"      |
| <b>BEAM</b>             | 8'2"       |
| <b>Dry Weight</b>       | 3,520 Lbs  |
| <b>Tested Weight</b>    |            |
| <b>Draft</b>            | 37"        |
| <b>Draft Up</b>         | 22"        |
| <b>Draft Down</b>       | 37"        |
| <b>Air Draft</b>        |            |
| <b>Deadrise/Transom</b> |            |
| <b>Max Headroom</b>     |            |
| <b>Bridge Clearance</b> |            |
| <b>Weight Capacity</b>  |            |
| <b>Person Capacity</b>  | 10         |
| <b>Fuel Capacity</b>    | 34 Gallons |

|                                 |  |
|---------------------------------|--|
| <b>Water Capacity</b>           |  |
| <b>Length on Trailer</b>        |  |
| <b>Height on Trailer</b>        |  |
| <b>Trailer Weight</b>           |  |
| <b>Total Weight</b>             |  |
| <b>Aft Deck</b>                 |  |
| <b>Salon Inside Width</b>       |  |
| <b>Salon Fore &amp; Aft</b>     |  |
| <b>Salon Height</b>             |  |
| <b>Salon Volume</b>             |  |
| <b>Galley Volume</b>            |  |
| <b>Master SR Width</b>          |  |
| <b>Master SR fore &amp; Aft</b> |  |
| <b>Master SR Overhead</b>       |  |
| <b>Master SR Volume</b>         |  |
| <b>Eng. Room Volume</b>         |  |

## **Acceleration Times & Conditions**

|                      |  |
|----------------------|--|
| <b>Time to Plane</b> |  |
| <b>0 to 20</b>       |  |
| <b>Ratio</b>         |  |
| <b>Props</b>         |  |
| <b>Load</b>          |  |
| <b>Climate</b>       |  |

## Builders Commentary

Sunbathe on the iconic rumble seats or throw a line in the water. This 22' 7" bowrider is ready for anything. With sleeping quarters for two, sturdy tri-hull construction and a versatile seating layout, this compact cuddy turns your dreams of adventure into reality.

## Interior

Image not found or type unknown

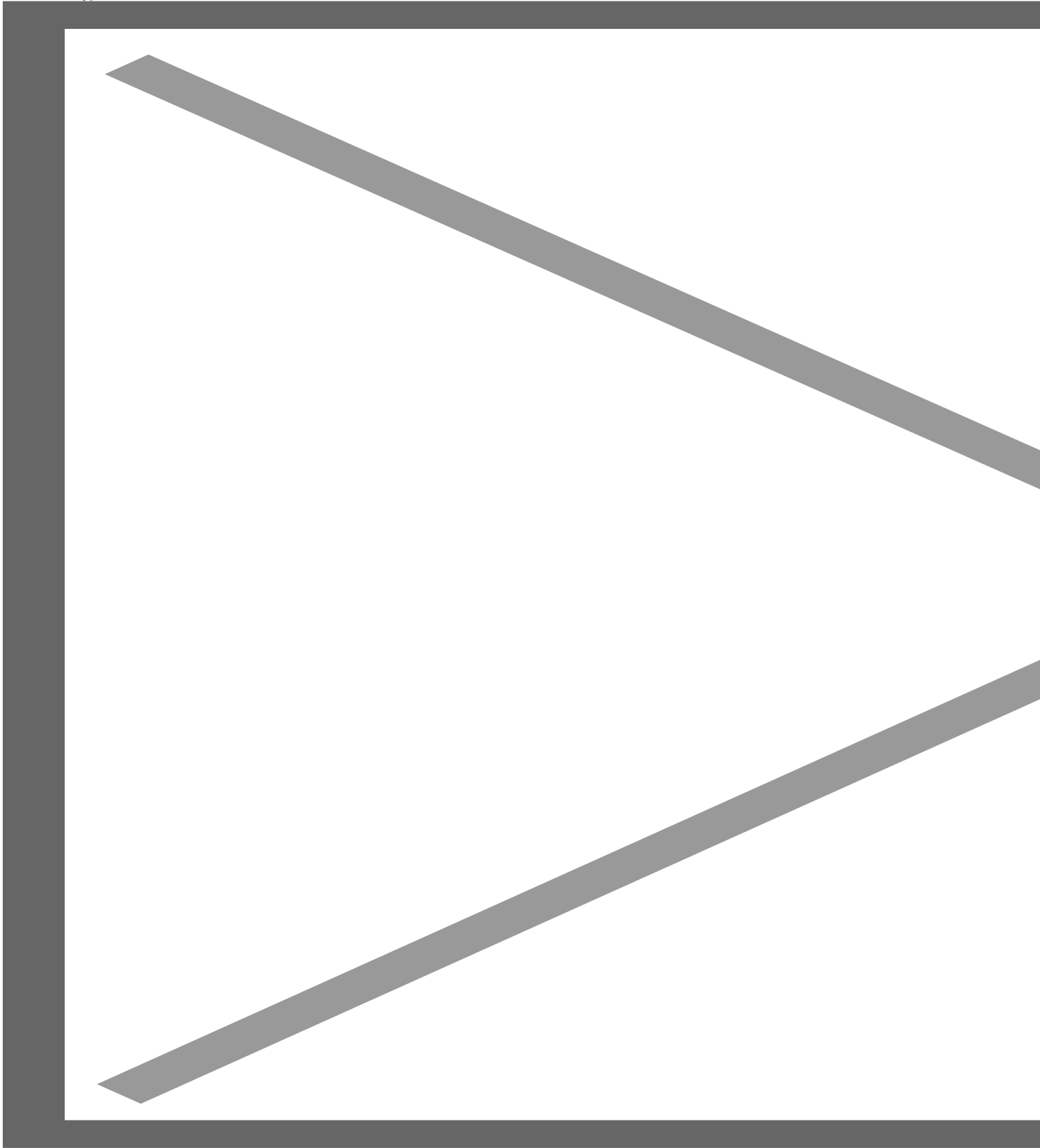


Image not found or type unknown

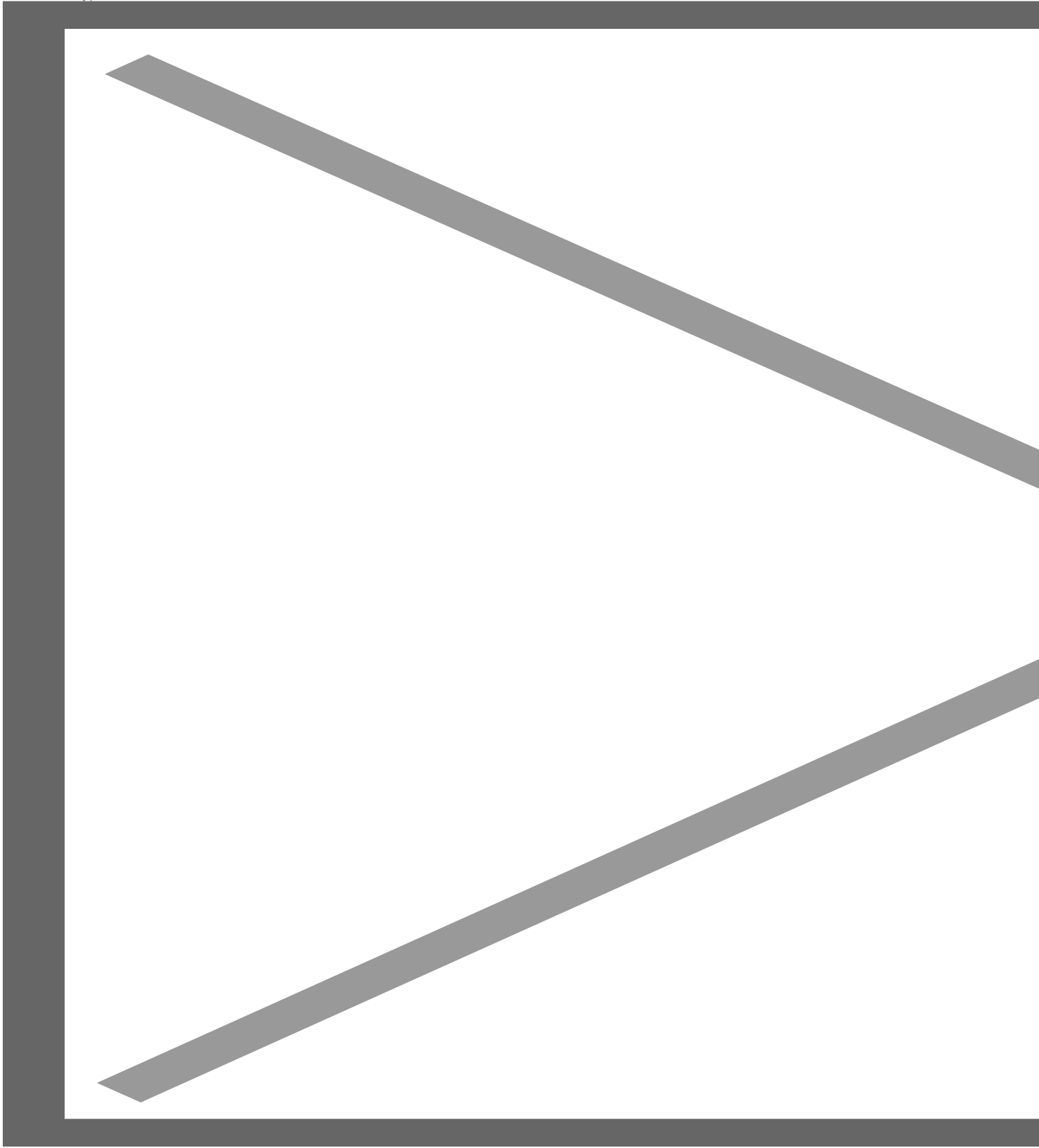
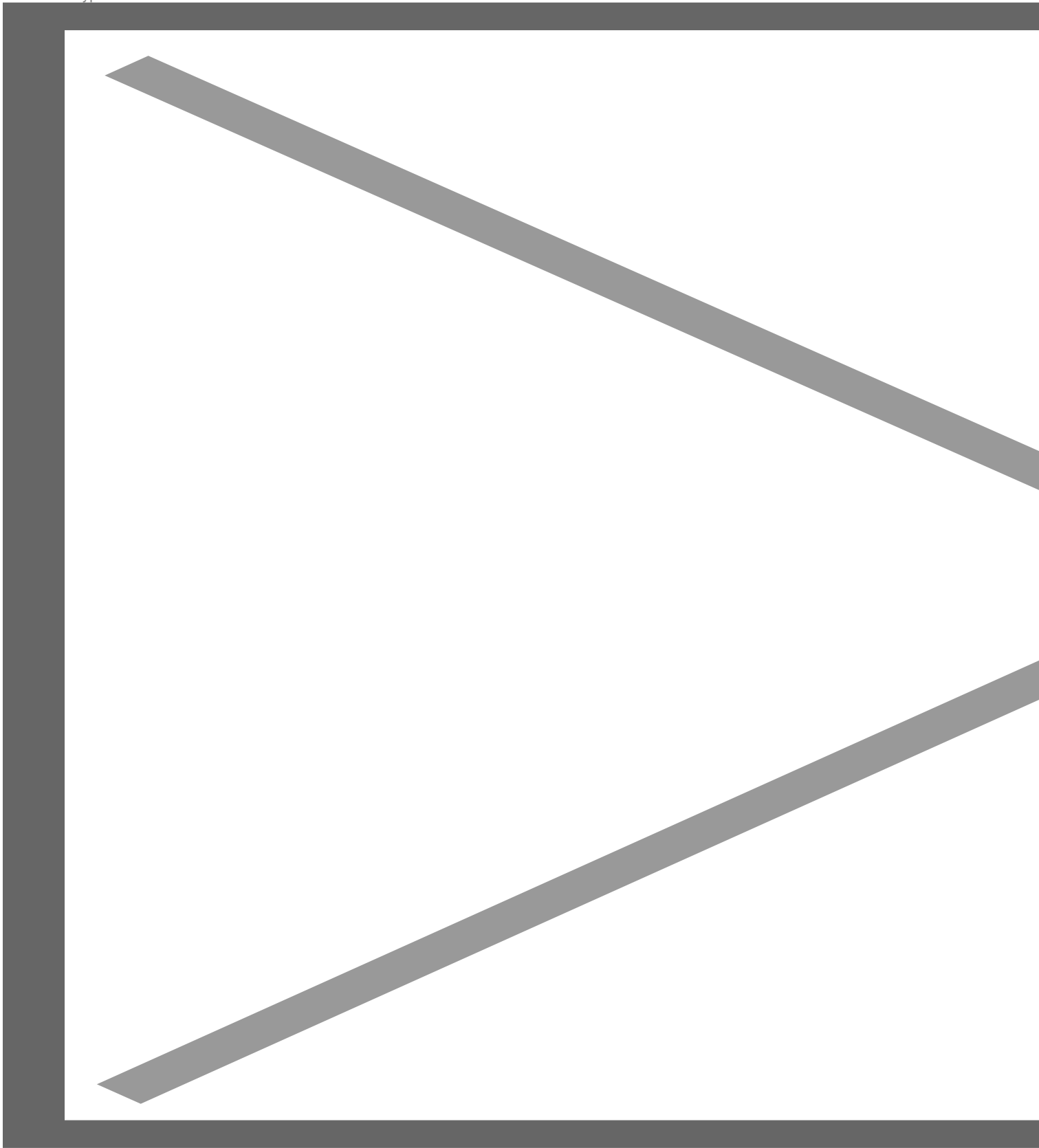


Image not found or type unknown



# Standard Features

## Canvas

- Bimini Top with Boot, Color Coordinated

## Cockpit

- Courtesy Lights
- Cup holders: Stainless Steel
- Seating - Dual Bucket Seats with Flip-up Bolsters
- Storage - Cooler Space
- Storage - In-Floor/Large

## Construction

- Anchor - Storage Locker w/ Cradle
- Cleats - Stainless Steel Fixed
- Deck Access - Walk-thru with Molded-in Steps
- Deck Hatch - Low Profile
- Rub Rail - Black or White with Stainless Insert
- Ski-Tow - Transom Mounted, Stainless Steel Eye
- Walk-thru Transom Entrance, Center Walkover
- Windshield - With Walk-thru, Tinted Safety Glass

## Entertainment

- Kicker® KMC10 Bluetooth® AM/FM Weather Band

## Flooring

- Bamboo - Golden Amber - Snap-in, Softstep

- Bamboo - Deck - Silver Stone - Snap-in, Softstep

## Head

- Toilet - Portable

## Helm

- Dash and Helm Accents
- Digital Depth Gauge
- Steering - Tilt, 5 Position

## Options

### Cabin

- Door - Locking Cabin
- V-Berth

### Canvas

- Full Canvas Enclosure - Sides, Forward, Aft
- Storage Cover - Cockpit

### Cockpit

- Sunpad - Foredeck

## Construction

- Automatic Fire Extinguishing System
- Bow Scuff Plate
- Canadian Certification
- Cleats - Stainless Steel Pull-up
- Cradle - Shipping
- US or Canadian Flag with Removeable Flagpole



- Docking Lights - LED
- Fender Clips
- High 5 SS Prop - Alpha and SX Drive Prop Replacement
- Intl. - CE Equipment
- Oil Drip Tray
- Ski/Wakeboard Tower - Folding
- Ski/Wakeboard Tower - Folding w/ BoardRacks
- Swim Lights -- Blue LED

## Electrical

- Dual Battery System with Switch

## Engine

- Mercury® 4.5L 250HP + ALPHA Drive CAT
- Mercury® 4.5L 250HP + Bravo 3® Drive CAT
- Mercury® 6.2L 300HP + Bravo 3® Drive CAT
- Mercury® 6.2L 350HP + Bravo 3® Drive CAT
- Mercury® (Expt Only) - 4.5L 250HP + ALPHA Non-CAT
- Mercury® (Expt Only) - 4.5L 250HP + Bravo 3® Non-CAT
- Mercury® (Expt Only) - 6.2L 300HP + Bravo 3® Non-CAT
- Mercury® (Expt Only) - 6.2L 350HP + Bravo 3® Non-CAT
- Volvo® - V6-240HP-C + SX CAT
- Volvo® - V6-280HP-C + SX CAT
- Volvo® - V6-280HP-C + DPS CAT
- Volvo® - V8-300HP-C + DPS CAT
- Volvo® (Expt Only) - V6-240HP + SX Non-CAT
- Volvo® (Expt Only) - V6-280HP + SX Non-CAT
- Volvo® (Expt Only) - V6-280HP + DPS Non-CAT

## Engine Systems

- Mercury® Active Trim
- Remote Trim/Tilt Switch, Transom (n/a with Digital Ctrl)

## Entertainment

- Stereo - Kicker® KMC20 Bluetooth® Sirius Satellite
- Stereo - Remote - Transom Digital Display
- Stereo - Kicker® Amp and Subwoofer
- Stereo - Sub and Can speakers (Tower Required)
- Speakers - Blue LED

## **Helm**

- Speed Control System - Zero Off

