

Rinker Q3

Price

Base Price

Specifications

Length Overall	23'2"
BEAM	8'6"
Dry Weight	3,315 Lbs
Tested Weight	
Draft	32"
Draft Up	18"
Draft Down	32"
Air Draft	
Deadrise/Transom	
Max Headroom	
Bridge Clearance	
Weight Capacity	
Person Capacity	12
Fuel Capacity	

Water Capacity	
Length on Trailer	
Height on Trailer	
Trailer Weight	
Total Weight	
Aft Deck	
Salon Inside Width	
Salon Fore & Aft	
Salon Height	
Salon Volume	
Galley Volume	
Master SR Width	
Master SR fore & Aft	
Master SR Overhead	
Master SR Volume	
Eng. Room Volume	

Acceleration Times & Conditions

Time to Plane	
0 to 20	
Ratio	
Props	
Load	
Climate	

Builders Commentary

A 23' 2" bowrider with cutting edge technology, ample storage space, and patent-pending Stow-n-Step seating. With sharp-looking hull lines, plush feel on the water, and room for the whole family, the Q3 OB will have you out on the water longer. Simply put, this is day boating made better.

Interior

Image not found or type unknown




Image not found or type unknown

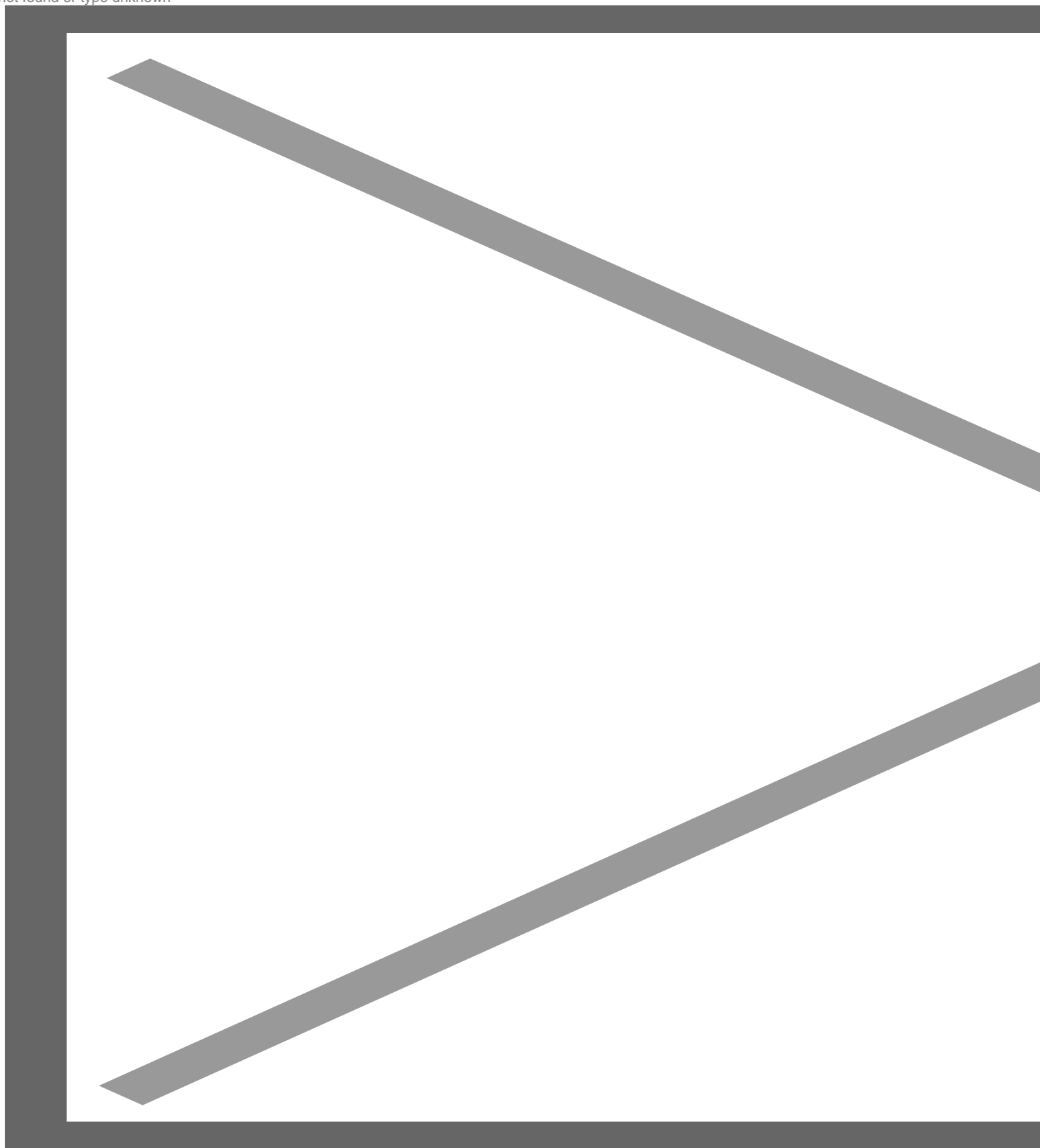
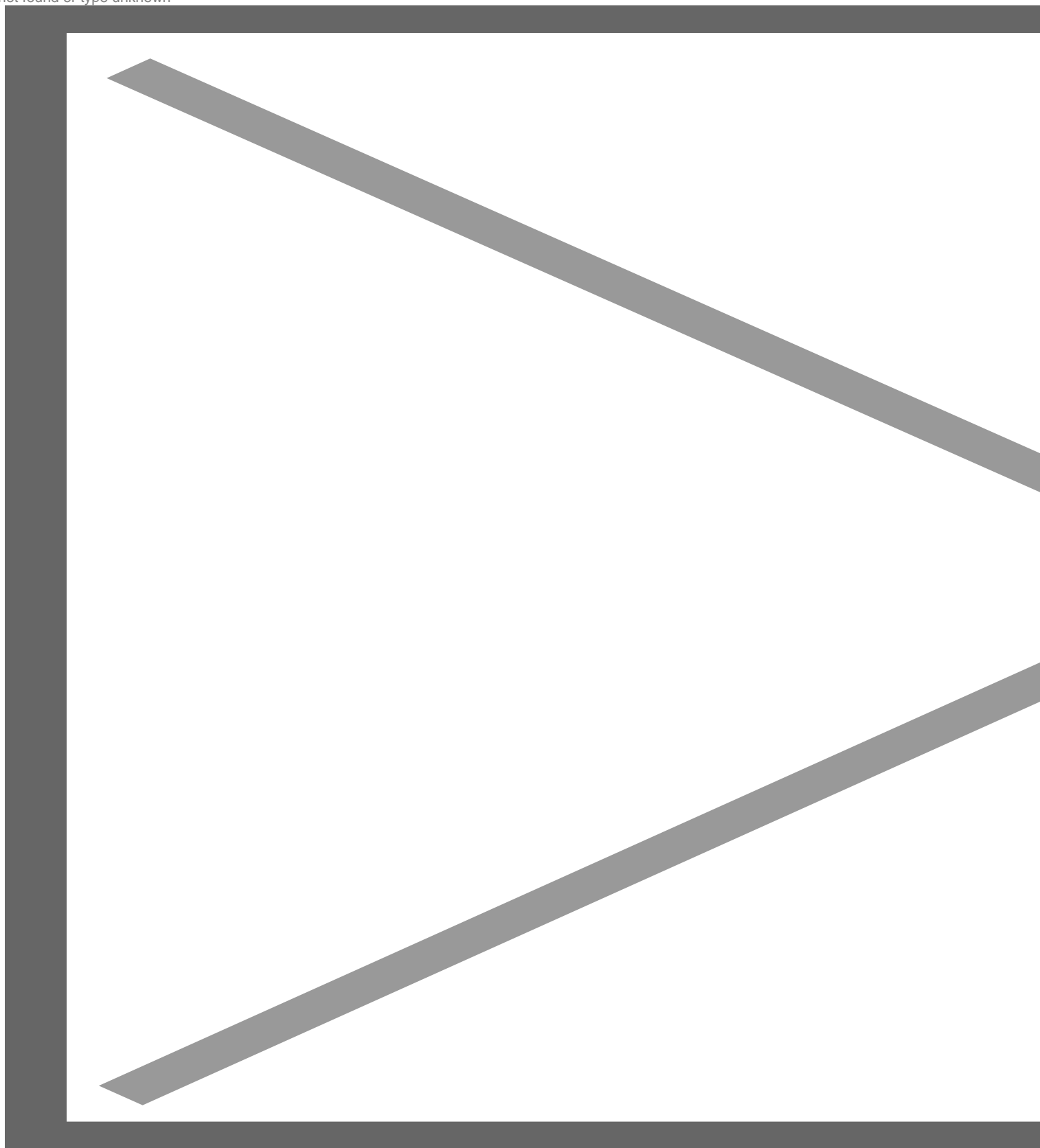


Image not found or type unknown



Standard Features

Canvas

- Bimini Top with Boot, Color Coordinated

Cockpit

- Courtesy Lights
- Cushioned Armrests at Throttle Position
- Cup holders: Stainless Steel
- Integrated Trash Container -Removable
- Seating - Helm Bucket Seat with Flip-up Bolster
- Seating - Port-side Swing-back Lounge
- Seating - Walk-through Stow-n-Step™ Seat
- Storage - Cooler Space
- Storage - Dual Stow-n-Step™ Platform Wells
- Storage - In-floor/Large
- Storage - Port Side Dash Glove Box
- Storage - Starboard Console

Construction

- Anchor -Storage Locker w/ Cradle
- Cleats - Stainless Steel Fixed
- Rub Rail - Black or White with Stainless Insert
- Walk-thru Transom Entrance

- Windshield - With Walk-thru, Tinted Safety Glass

Entertainment

- Stereo - Kicker® KMC10 Bluetooth® AM/FM Weather Band

Flooring

- Bamboo - Deck - Golden Amber - Snap-in, Softstep
- Bamboo - Deck - Silver Stone - Snap-in, Softstep

Head

- Liner, Fiberglass - Gelcoated Finish Throughout

Helm

- Chartplotter - Simrad® Multifunction Display Go7
- Phone Holder
- Steering - Tilt, 5 Position
- Steering - Hydraulic (required on 150HP+)

Options

Canvas

- Full Canvas Enclosure - Sides, Forward, Aft

- Storage Cover - Bow and Cockpit

Cockpit

- Bow Doors - Walk-thru and Latchable
- Seating - Dual Stow-n-Step™ Platform Seats (deletes Platform Wells)
- Filler Cushion - Aft Cockpit
- Filler Cushion - Bow
- Shower - Transom, Pressurized
- Table - Stowable

Construction

- Anchor - Windlass -All Chain Rode; 90'
- Anchor - Stainless Steel Upgrade
- Arch - Folding/Gloss Black or White
- Bow Scuff Plate
- Canadian Certification
- Stainless Steel Pull-up
- Cradle - Shipping
- US or Canadian Flag with Removeable Flagpole
- Docking Lights - LED
- Engine Well Platform Extender
- Fender Clips
- Fishing Rod Holders - 2 SS Flushmount (deletes cupholders)
- Fishing Rod Holders - 2 SS Dual Purpose Cup/Rod Flushmnt
- Install Engine - Outboard Motors
- Intl. - CE Equipment
- Ski-Tow - Telescoping
- Ski/Wakeboard Tower - Folding
- Swim Lights -- Blue LED

Engine

- Mercury® - 200HP XL (Mechanical)
- Mercury® - 225HP XL (Mechanical)
- Mercury® Verado - 250HP XL (Power Assisted)
- Suzuki® - DF 200HP ATX2 (Mechanical)
- Suzuki® - DF 200HP APX2 (Digital)
- Suzuki® - DF 250HP TX2 (Mechanical)
- Suzuki® - DF 250HP APX2 (Digital)
- Yamaha® - F200HP XB (Mechanical)
- Yamaha® - F250HP XB (Mechanical)
- Yamaha® - F250HP XCA (Power Assisted)

Engine Systems

- Mercury® Active Trim

Entertainment

- Stereo - Kicker® KMC20 Bluetooth® Sirius Satellite
- Stereo - Remote - Transom Digital Display
- Stereo - Kicker® Amp and Subwoofer
- Speakers - Blue LED

Flooring

- Engine Well Platform Extender-Color Match

Head

- Toilet - Portable
- Toilet - Pump Out

