

Carver C34

Price

Base Price

Specifications

Length Overall	34'
BEAM	11'6"
Dry Weight	17,300 Lbs
Tested Weight	
Draft	40"
Draft Up	
Draft Down	
Air Draft	
Deadrise/Transom	
Max Headroom	
Bridge Clearance	10'
Weight Capacity	
Person Capacity	
Fuel Capacity	200 Gallons

Water Capacity	78 Gallons
Length on Trailer	
Height on Trailer	
Trailer Weight	
Total Weight	
Aft Deck	
Salon Inside Width	
Salon Fore & Aft	
Salon Height	
Salon Volume	
Galley Volume	
Master SR Width	
Master SR fore & Aft	
Master SR Overhead	
Master SR Volume	
Eng. Room Volume	

Acceleration Times & Conditions

Time to Plane	
0 to 20	
Ratio	
Props	
Load	
Climate	

Builders Commentary

The new Carver C34 Coupe was designed for a new generation of boaters. Boaters who want bold styling, an expansive interior layout, plus renowned Carver comfort and seaworthiness. All in a compact package that’s easy to handle and offers outstanding performance.

Layout

Image not found or type unknown


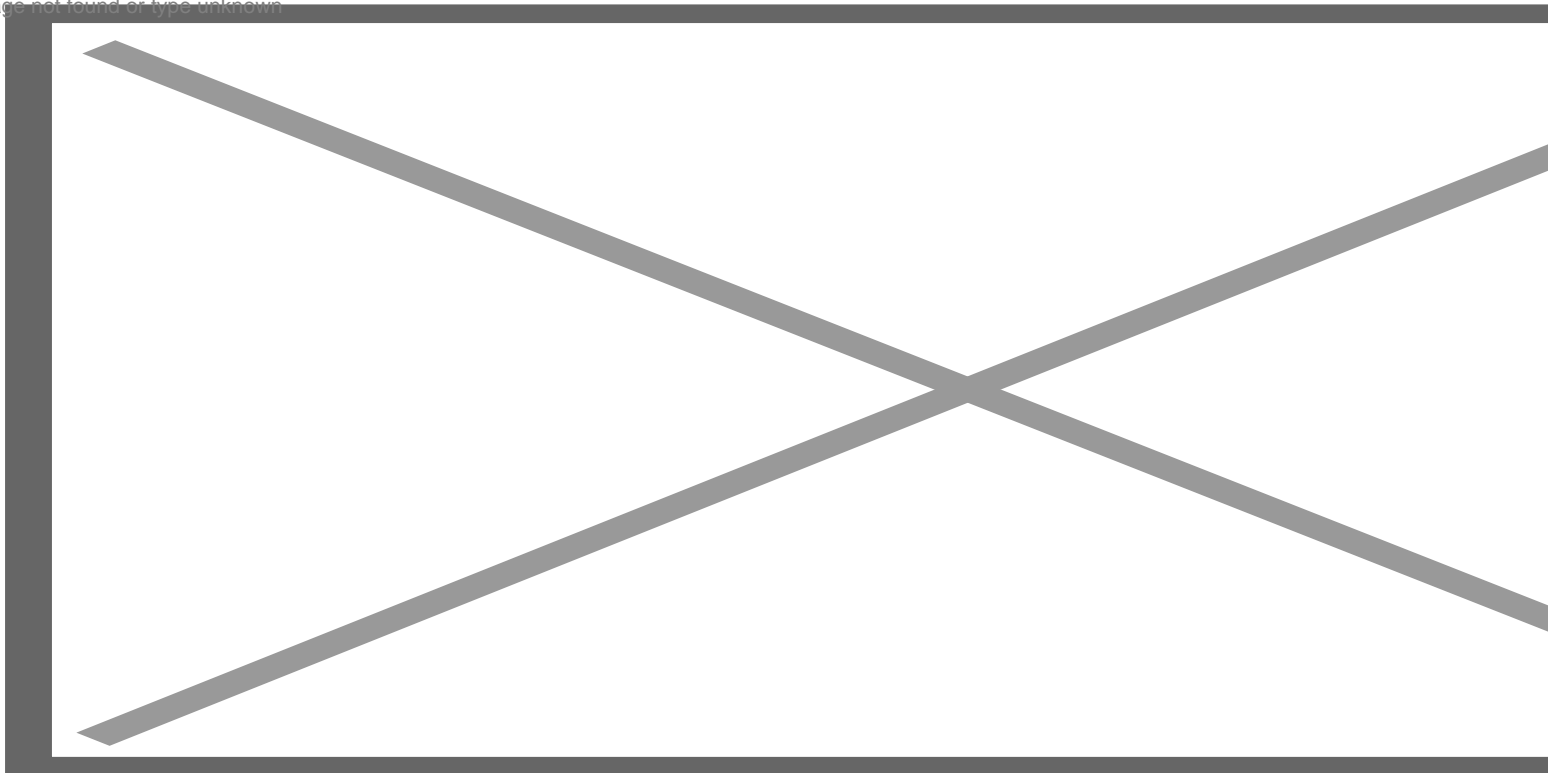


Image not found or type unknown



Interior

Image not found or type unknown



All Rights Reserved © 2024 BoatTEST.com, LLC

Image not found or type unknown



Image not found or type unknown



All Rights Reserved © 2024 BoatTEST.com, LLC



Image not found or type unknown




Image not found or type unknown




Image not found or type unknown



All Rights Reserved © 2024 BoatTEST.com, LLC



Image not found or type unknown



All Rights Reserved © 2024 BoatTEST.com, LLC

Image not found or type unknown



All Rights Reserved © 2024 BoatTEST.com, LLC

Image not found or type unknown



All Rights Reserved © 2024 BoatTEST.com, LLC

Image not found or type unknown



All Rights Reserved © 2024 BoatTEST.com, LLC



Image not found or type unknown



All Rights Reserved © 2024 BoatTEST.com, LLC



Image not found or type unknown



Standard Features

Construction

- 10-year structural hull limited warranty.
- Hull and deck: Hand-laid structural and non-structural fiberglass and core laminates bonded with infused resin.
- Hull bottom: Surface beneath the water line is bead blasted to create an optimal bonding surface for the anti-fouling paint, which is sprayed onto the hull to create a smooth running bottom.
- Stringer system: Fiberglass stringers are used throughout the yacht.
- Interior bulkheads, cabinets and drawers are precision cut, hand-crafted and constructed from a selection of woods and high-pressure laminates. Drawers are lined with laminate.
- Meets or exceeds all applicable U.S. Coast Guard safety standards.
- NMMA certified.
- CE certification available.

Propulsion Systems

- Twin Mercruiser 4.5L 250HP – fresh water cooled – Sea Core – B3 Stern Drives.
- Engine alarm system.
- Stainless Steel propellers – stern drives.
- Trim tabs: Bennett Marine® stainless steel, electro-hydraulic trim tabs.
- Steering: Teleflex® SeaStar hydraulic steering.
- Helm display: Digital LCD display showing tachometer, hour meter, oil pressure, coolant temperature, battery voltage, fuel tank level and rudder angle indicator.

Deck and Hardware

- Gunwale trim: rigid vinyl with stainless steel insert.
- Cleats: (2) 10" bow cleats (2) 10" spring line cleats and (4) 10" stern cleats (1) 10" anchor cleat.

- Hatch: bow, translucent, opening with screen.
- Deck fitting: fuel fill (1).
- Deck fitting: fresh water fill (1).
- Deck fitting: waste, pump-out (1).
- Rails: bow, 1" stainless steel top rail, 1" stanchions, welded, with stainless secondary rail.
- Grab rails – stainless steel.
- Engine compartment power and static ventilation located in superstructure.
- Transom platform - Fixed.
- Swim ladder – under mount, centerline of swim platform w/recessed grab handle.
- Nonskid fiberglass decks.
- Vinyl ester barrier coat.
- Anti-fouling bottom paint.
- Bronze seacocks - all underwater through hulls - double SS hose clamps.
- Nylon thru-hull fittings with Stainless Steel Caps – above waterline applications.
- Standard white gel coat for hull & deck.
- Black vinyl boot stripe.
- Transom handshower.

Helm

- Single helm seat.
- Dash console, non-glare.
- Engine controls: Engine manufacturer electronic.
- Trim tab controls.
- Steering: hydraulic /electric.
- Engine instrumentation: Engine manufacturer LCD display.
- Compass: Ritchie, 4.5" flush mounted.
- Steering wheel: Sport.
- Accessory outlet, 12V (1).
- Dual USB charger outlet.
- Provisions for optional navigation electronics package.

Salon

- Lights: overhead, 12V, 8 overhead, stainless steel.
- Entertainment center: LED/LCD TV – 32”.
- Flooring: Vinyl plank.
- CO detector.
- Elevated port sofa.
- Electric opening window – starboard.
- Electrical panels: AC installed in seat base.
- Salon table: Hi-lo table pedestal.
- Sliding door to cabin access, black acrylic, lockable, slides behind helm in open position.
- Dash: Upholstered panels.
- Fixed skylight w/shade.
- Opening hatch w/screen and shade.

Forward Stateroom

- Sleeping berth, storage below.
- Shelves: Hull sides.
- Deck hatch: White translucent, opening with screen.
- Lights: 5 overhead, LED.
- Lights: 2 reading.
- Lights: Rope light in upper soffit.
- Storage: Port hanging locker.
- Storage: Foreward starboard alongside berth.
- (2) 110V outlets, ground fault protected.
- Fixed hull glass window, window blinds.
- CO detector.

Head

- Door: Locking.
- Lights: (1) in shower overhead (3) in head compartment overhead.
- Enclosed shower: Molded fiberglass floor liner, plexi door.
- Vanity cabinet: Solid surface counter top and vessel sink, storage below.

- Mirror: Above vanity, wood framed/storage.
- Exhaust fan.
- Electric head (fresh water flush).
- Towel bar.
- Toilet paper holder
- 110V outlet, ground fault protected.
- Fixed-hull glass window with opening port.

Electrical

- Horn, 12V single trumpet.
- Lighting fixtures, 12V.
- Navigation lights (USCG/COL REG approved).
- CATV inlet.
- Battery switches (1) accessory and (2) engines (1) optional generator.
- Battery auto charging relays (ACR's).
- Batteries: (2) engine (1) accessory (1) optional generator (2) optional bow & stern thruster.
- Electronic battery chargers: (1) Accessory battery and engine batteries (1). Optional generator and thruster.
- Single 110V 30 amp dockside electrical with 50' cord.
- High bilge water alarm.
- Distribution panel: 110V AC, with circuit breakers and voltmeter/amp meter.
- Distribution panel: 12V DC with circuit breakers and voltmeter
- Zinc's: Sacrificial (1) Primary (2) trim tabs (2) propeller shafts.
- Ground bonding system.
- Water and waste monitor.
- Air conditioning.

Fresh Water and Holding System

- Water system: pressure-demand (hot/cold).
- Water heater: 6-gallon.
- Dockside water inlet (pressurized).

- Fresh Water Wash Down – Single outlet in transom storage.

Safety and Navigation

- Two Blowers for forced air ventilation – Engine compartment.
- Fire extinguisher system – automatic HFC 227.
- Bilge pumps: Two 1,500 gal. (5678 L) per hour automatic bilge pumps are installed, each with a manual on/off switch at the helm. A float switch for the high bilge water alarm is installed in the engine compartment and forward bilge.
- Bilge ventilation: Four ventilator blowers are installed in the engine compartment. Each blower creates 240 CFM volume.
- CO alarms: Monitors with alarms are installed in both staterooms and the salon.
- Engine alarms: Engine oil pressure and water temperature alarms are installed at the helm.
- Fire suppression System: An HFC227 Fireboy® automatic fire suppression system is installed in the engine compartment.
- Seacocks: Marine grade bronze seacocks are used on all below the waterline through hull openings. Nylon fittings are used on above the waterline outlets.
- Spotlight: ITT Jabsco® remote control spotlight mounted on bow rail.
- Ground tackle includes Prince 1000 windlass, anchor, chain, shackle and Line with Snap Hook.

Cockpit and Swim Platform

- Self bailing.
- Door: sliding 3 panel, locking.
- Courtesy lights – 4.
- Lighting: Cockpit Overhang – 4.
- Molded steps: access to side decks.
- Cockpit Hatch (1): Engine room access, hinged, gas shock.
- Transom storage locker.
- Storage under cockpit seats.
- Cockpit floor: Removable for engine access.
- Engine room lights.
- Cockpit seat: L-shaped lounge port.

- Cockpit seat: Aft section of backrest folds flat to create a sun pad.
- Seat covers.

Galley

- Drawers: 3.
- Stowage cabinet: 2.
- Flooring: Vinyl plank.
- Countertop: Solid surface.
- Under-mount sink with cover: stainless steel with decorator faucet.
- Two burner induction Ceran cook top.
- Refrigerator: Dometic.
- 110V outlet: 1, ground fault protected.
- Powered exhaust vent.
- Lights: overhead
- Microwave.
- Slide-out trash below the sink.
- Storage drawer in port seat base: 2.

Guest Stateroom and Aft Lounge

- 'L' shaped sofa – convertible to full size berth.
- DC panel – overhead.
- (2) 110V outlets, ground fault protected.
- CO detector.
- Lights: 2 reading.
- Lights: 4 LED overhead.
- Fixed-hull glass window, window blinds w/opening port.
- Additional dry storage on starboard side at foot of berth.
- Storage: port and aft overhead.

